

# Developing Funding Proposals

**A GUIDANCE MANUAL FOR PRACTITIONERS**

WA RDA Network

# CONTENTS

---

<b>CONTENTS</b> .....	<b>II</b>
<b>RDA WA CONTACTS</b> .....	<b>III</b>
<b>INTRODUCTION</b> .....	<b>1</b>
<b>1. ELIGIBILITY</b> .....	<b>2</b>
1.1 APPLICANT ELIGIBILITY.....	2
1.2 PROJECT ELIGIBILITY .....	4
1.3 LOCATION ELIGIBILITY .....	7
1.4 OTHER ELIGIBILITY REQUIREMENTS .....	9
1.5 SOLUTION OPTIONS ANALYSIS .....	10
<b>2. PLANNING</b> .....	<b>11</b>
2.1 ARE YOU READY? .....	11
2.2 TIME MANAGEMENT .....	12
2.3 ADDRESSING ASSESSMENT CRITERIA .....	14
2.4 SOURCING DATA, ESTIMATES & OTHER EVIDENCE .....	20
2.5 GATHERING SUPPORT FOR PROJECTS .....	23
<b>3. ANALYSIS</b> .....	<b>25</b>
3.1 COSTING .....	25
3.2 VALUING BENEFITS .....	29
3.3 COST BENEFIT ANALYSIS .....	30
3.4 ECONOMIC IMPACT ASSESSMENT .....	32
3.5 BUSINESS CASES .....	34
<b>4. DELIVERABILITY</b> .....	<b>35</b>
4.1 ABILITY TO DELIVER A PROJECT .....	35
4.2 RISK MANAGEMENT & MITIGATION .....	36
4.3 PROCUREMENT PROCESS .....	37
<b>5. REALISATION</b> .....	<b>38</b>
5.1 DEMONSTRATING PROJECT BENEFITS .....	38
5.2 MAINTAINING PROJECT BENEFITS .....	38
5.3 REPORTING .....	40
<b>ADDENDA: A - ELIGIBLE EXPENDITURE IP STREAM, B - EMPLOYMENT NUMBERS, C - RISK REGISTER</b>	

Disclaimer:

Whilst all care and diligence have been exercised in the preparation of this report, the RDA WA Network does not warrant the accuracy of the information contained within and accepts no liability for any loss or damage that may be suffered as a result of reliance on this information, whether or not there has been any error, omission or negligence on the part of the RDA WA Network or their employees. Always check with the program delegate for interpretation of the guidelines.

## RDA WA NETWORK CONTACTS

---

### Regional Development Australia Goldfields Esperance

171 Piccadilly St, Kalgoorlie 6430 WA  
(08) 9091 6051

Director of Regional Development

**Raz Ion**

[director@rdage.com.au](mailto:director@rdage.com.au)

Chairperson

**Lee Jacobsen**

[chair@rdage.com.au](mailto:chair@rdage.com.au)

Deputy Chairperson

**Laura Dwyer**

[deputychair@rdage.com.au](mailto:deputychair@rdage.com.au)



---

### RDA Kimberley

Phone: 08 9192 2450

Email: [eo@rdakimberley.com.au](mailto:eo@rdakimberley.com.au)

### RDA Peel

Phone: 08 9586 3400

Email: [drd@rdapeel.org.au](mailto:drd@rdapeel.org.au)

### RDA Midwest Gascoyne

Phone: 08 9964 5757

Email: [eo@rdamwg.com.au](mailto:eo@rdamwg.com.au)

### RDA Pilbara

Phone: 08 9144 0651

Email: [ceo@rdapilbara.org.au](mailto:ceo@rdapilbara.org.au)

### RDA Perth

Phone: 08 9371 5525

Email: [eo@rdaperth.org.au](mailto:eo@rdaperth.org.au)

### RDA Wheatbelt

Phone: 08 9575 1888

Email: [admin@rdawheatbelt.com.au](mailto:admin@rdawheatbelt.com.au)

### RDA South West

Phone: 08 9721 1111

Email: [director@rdasouthwest.com.au](mailto:director@rdasouthwest.com.au)

### RDA Great Southern

Phone: 08 9842 5800

Email: [admin@rdagreatsouthern.com.au](mailto:admin@rdagreatsouthern.com.au)

# INTRODUCTION

---

All three tiers of Australian government often implement funding programs to achieve various policy outcomes. The funding programs aim to address market failure, generally arising from the market's inability, or unwillingness, to fund, or pay, the true cost of provision. This is usually the case for public infrastructure. Generally, a funding program contains several criteria to be met through the application of the funds. The fundamental objective of the criteria is to ensure the policy objective is maximised, given one or more constraints. The primary constraint is generally the quantum of funding available.

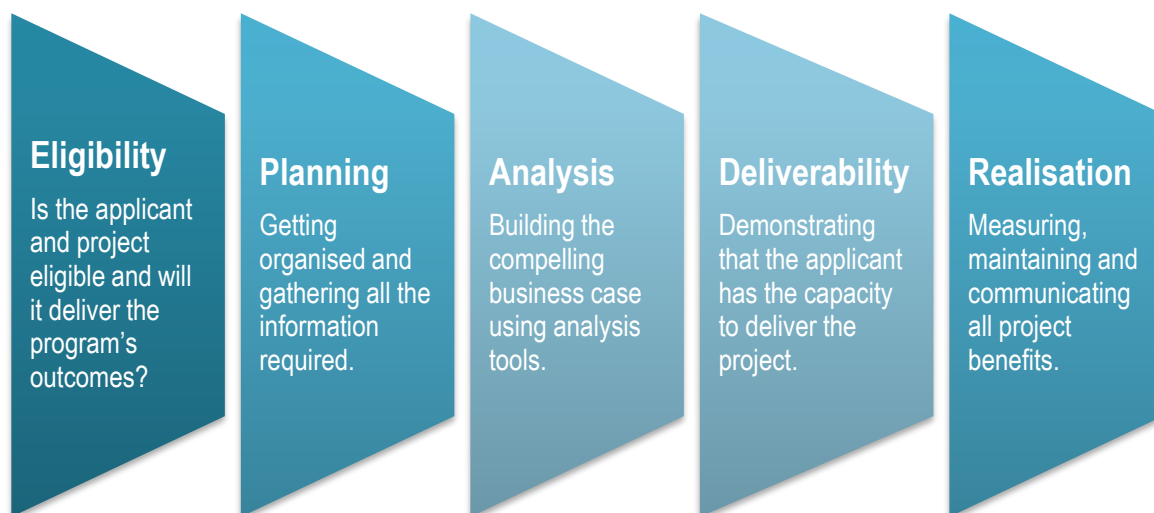
Applicants apply for funding in a program by submitting their project detailing how it meets the criteria of the funding program. The aggregate quantum of funding sought by applicants typically exceeds more than what is available, so program administrators rigorously assess each applicant against criteria to determine the projects that will best achieve the policy outcomes. Insufficient or weak responses to criteria present an easy means for an administrator to discard an application.

As competition for available funding is always strong, applicants need to ensure that they and their project are eligible, they have undertaken sufficient planning and analysis to meet the criteria and can demonstrate that they can deliver the project. Whilst each funding program will have specific criteria, the general approach is one of eligibility, planning, analysis and deliverability.

A quality funding submission requires the gathering and summation of many different components related to the project, often requiring external studies such as options, design, costing, economic impact and feasibility. The applicant must be prepared to make these upfront investments therefore sufficient time needs to be allocated to these processes.

The effort required to prepare a funding submission that has the best chance of success is often under estimated. This manual has therefore been prepared to assist practitioners in understanding and guiding the preparation of a funding submission.

The manual is divided into five sections



The manual can be used as a reference guide or as a step-by-step tool for preparing a funding submission. Each section provides exercises that will assist you to consider the aspects that you need for a strong funding submission.

# 1. ELIGIBILITY

---

## KEY QUESTION: IS YOUR ORGANISATION AND PROJECT ELIGIBLE FOR THE FUNDING PROGRAM?

This may seem like a redundant question but it is often something that gets overlooked in the early stages. You don't want to get half way through your investigations or be writing your response to the selection criteria and then whilst checking the fine print realise that your organisation or project may not be eligible!

### 1.1 APPLICANT ELIGIBILITY

You need to confirm that your organisation is eligible for the funding program and that you can demonstrate eligibility with appropriate documentation. As an example, the *Building Better Regions Fund (BBRF) Program Guidelines* state who is eligible and who is ineligible.

#### 4.1. Who is eligible?

To be eligible you must be a legal entity, have an Australian Business Number (ABN) and be one of the following entities:

- a local governing body as defined by the Local Government (Financial Assistance) Act 1995.
- An incorporated not for profit organisation. As an NFP organisation you must demonstrate your not-for-profit status through one of the following:
  - Current Australian Charities and Not-for-profits Commission's (ACNC) Registration
  - State or Territory Incorporated Association status
  - Constitutional documents and/or Articles of Association that demonstrate the not-for-profit character of the organisation
  - A non-distributing co-operative.

For the purposes of the program, we also consider the following organisations to be an Australian local government agency or body:

- Anangu Pitjantjatjara, Maralinga, Gerard, Nepabunna and Yalata local governing bodies in SA
- Cocos (Keeling) Islands Shire Council
- The Lord Howe Island Board
- Norfolk Island Regional Council
- The Outback Communities Authority
- The Shire of Christmas Island
- The Silverton and Tibooburra villages in NSW
- The Trust Account in the NT
- ACT Government.

#### 4.2 Additional eligibility requirements

We can only accept applications where:

- your project is located in an eligible location [Check the guidelines 5.2]
- you can produce evidence of how you will provide your share of project costs

##### 4.2.1 Seeking an exceptional circumstances exemption from your cash contribution to the project

Some applicants may be experiencing exceptional circumstances, including the particular impact of COVID-19 which may limit their capacity to contribute to the project.

Exceptional circumstances may include:

- drought and/or disaster declaration
- limited financial capacity of the local council
- impact of industry decline
- significant recent change in population or community demographics
- other exceptional circumstances.

If you seek an exemption, you must submit a supporting case that includes evidence demonstrating the exceptional circumstances you are experiencing, and how they are preventing you from making a cash contribution. This must also include evidence to demonstrate your capacity to maintain and fully utilise the project. Before you consider seeking an exemption, note:

- exemptions will only be granted in very limited circumstances
- clear evidence must be provided, for example of drought, disaster declaration, verifiable data and the applicant's inability to pay (financial statements)
- if the evidence provided does not include how the exceptional circumstance is preventing you from meeting your cash contribution requirement, or is deemed insufficient, your application will be deemed ineligible and there will be no opportunity to resubmit your application in the same funding round
- all applications are assessed, including those granted an exemption, against each of the assessment criteria.

### 6.3. Who is not eligible?

You are **not** eligible to apply if you are:

- an organisation, or your project partner is an organisation, included on the National Redress Scheme's website on the list of 'Institutions that have not joined or signified their intent to join the Scheme' ([www.nationalredress.gov.au](http://www.nationalredress.gov.au))
- an employer of 100 or more employees that has not complied with the Workplace Gender Equality Act (2012)
- a for profit organisation
- an individual, partnership or trust (however, an incorporated trustee may apply on behalf of a not-for-profit trust organisation)
- a Commonwealth, state or territory government agency or body (including government business enterprises) with the exception of those organisations [see Guidelines 4.1]
- a university, technical college, school or hospital
- a Regional Development Australia body
- a resort management board.

### Documentation

A not-for-profit organisation will need to supply evidence of incorporation. However, just providing evidence of incorporation does not always clearly identify that the applicant is a not-for-profit organisation. The *BBRF Program* requires one of the following mandatory documents:

Evidence of your not for profit status:

- Current Australian Charities and Not-for-profits Commission's (ACNC) Registration, or
- Incorporated association certificate, or
- Constitutional documents and/or Articles of Association that demonstrate the not for profit character of the organisation.

### **Exercise: BBRF Organisation Eligibility**

Type of application organisation:  local government  not-for-profit

Name of applicant organisation:

Supporting documentation:

ABN:

Specific eligibility questions (if any):

Is the applicant organisation eligible?  Yes  No

If no, why not?

## 1.2 PROJECT ELIGIBILITY

Once you have determined that you are an eligible organisation you need to confirm that your project is eligible for the funding program. For example, the *BBRF Program Guidelines* state what is eligible and what is ineligible.

Infrastructure Projects	Community Investments
<p><b>Funding and period</b></p> <p>Your grant amount will be a percentage of the total eligible project costs (grant percentage) based on your project circumstances as outlined in Table 1 below.</p> <ul style="list-style-type: none"> <li><input type="checkbox"/> The minimum grant amount is \$20,000</li> <li><input type="checkbox"/> The maximum grant amount is \$10m.</li> </ul> <p>Projects must be completed by 31 December 2024.</p>	<p>Your grant amount will be a percentage of the total eligible project costs (grant percentage) based on your project circumstances as outlined in Table 1 below.</p> <ul style="list-style-type: none"> <li><input type="checkbox"/> The minimum grant amount is \$5,000</li> <li><input type="checkbox"/> The maximum grant amount is \$1m.</li> </ul> <p>Projects must be completed by 31 December 2024.</p>
<p><b>Contributions</b></p> <p>Where you receive a cash contribution from another source (e.g. state government), the source must provide you with formal documentation confirming the cash contribution so you can attach it to your application.</p> <p>A template is provided at <a href="https://business.gov.au">business.gov.au</a></p> <p>Applicants must also provide a completed and certified Accountant Declaration using the form available</p>	<p>Where you receive a cash contribution from another source (e.g. state government), the source must provide you with formal documentation confirming the cash contribution so you can attach it to your application.</p> <p>A template is provided at <a href="https://business.gov.au">business.gov.au</a></p> <p>Applicants must also provide a completed and certified Accountant Declaration using the form available</p>
<p><b>Eligible projects</b></p> <p>Your project must be for new infrastructure, or the upgrade or extension of existing infrastructure. A very good case must be made for proposing replacement infrastructure.</p> <p>To be eligible your project must also be ready to commence within 12 weeks of executing the grant agreement. Commencement is defined as taking steps to allow construction to begin including the procurement of contractors or actual construction work commenced.</p> <p>Your project must include eligible activities and eligible expenditure [see Guidelines 5.1, 5.3]).</p> <p>If you do not own the land or infrastructure for your project, you must have the owner's authority. The authority must cover the project period. If your application for funding is successful, you must provide evidence of this authority to the satisfaction of the Program Delegate before you enter into a grant agreement.</p> <p>The BBRF will not fund projects that have already started construction.</p> <p>Under section 2.1.1 of the Infrastructure Projects Stream Guidelines a new section called '<b>Investment Ready Projects</b>' which emphasises projects should be ready to commence within 12 weeks of executing the grant agreement, and lists the requirements to be 'Investment Ready'. Investment ready projects have completed pre-construction activities and are ready to commence construction activities.</p>	<p>To be eligible your project must:</p> <ul style="list-style-type: none"> <li>▪ be aimed at new or expanded local events, strategic regional plans, or leadership and capability strengthening activities that provide economic and social benefits to regional and remote areas</li> </ul> <p>Comprise one of the following activities:</p> <ul style="list-style-type: none"> <li>▪ local events</li> <li>▪ strategic planning</li> <li>▪ regional leadership and capability</li> <li>▪ not have commenced.</li> </ul> <p>The Department may also approve other activities.</p> <p>Investment in local events provides economic, social and cultural opportunities for people living in regional areas. Events drive economic growth, promote community participation and inclusion, encourage volunteerism and build upon a region's identity.</p> <p>If you are successful, relevant personnel working on the project must maintain the following registration/checks:</p> <ul style="list-style-type: none"> <li><input type="checkbox"/> Working with Children check</li> <li><input type="checkbox"/> Working with Vulnerable People registration.</li> </ul> <p>You can only receive funding for an event once under this program.</p>
<p><b>Eligible Activities</b></p> <p>You can only spend the grant and co-funding on eligible activities directly related to the project. If your</p>	<p>You can only spend the grant and co-funding on eligible activities directly related to the project. Eligible activities must be new to the community or a</p>

Infrastructure Projects	Community Investments
<p>application is successful, these activities will be defined in the grant agreement. Eligible activities must directly relate to the project and must be one of the following:</p> <ul style="list-style-type: none"> <li>▪ constructing new infrastructure</li> <li>▪ upgrading existing infrastructure</li> <li>▪ extending existing infrastructure</li> <li>▪ replacing infrastructure where there is a significant increase in benefit.</li> </ul> <p>See Investment Ready note on page 9</p>	<p>significant extension to current activity. They must deliver significant new benefits. Eligible activities may include:</p> <ul style="list-style-type: none"> <li>▪ Local events <ul style="list-style-type: none"> <li>○ art and culture events, for example theatre productions, gallery exhibitions and Indigenous cultural events</li> <li>○ community and public events, for example food festivals, field days, seasonal activities, veterans or memorial events</li> <li>○ attracting new businesses or economic opportunities, for example hosting a conference or business event to coordinate and enable growth in a particular industry sector or address obstacles in accessing markets</li> <li>○ community sporting events, for example an exhibition sporting match or hosting an interstate sports carnival</li> <li>○ events attracting tourists and visitors to a region.</li> </ul> </li> <li>▪ Strategic planning <ul style="list-style-type: none"> <li>○ regional skills audits</li> <li>○ research projects to support regional development strategic plans</li> <li>○ collecting socio-economic information.</li> </ul> </li> <li>▪ Regional leadership and capability <ul style="list-style-type: none"> <li>○ leadership courses</li> <li>○ participation and community building measures for young people</li> <li>○ participation in activities to improve local business and industry leadership capability.</li> </ul> </li> </ul> <p>The BBRF cannot fund activities carried out prior to executing a grant agreement.</p>
<b>5.3 Eligible expenditure</b>	
<p>For more detailed guidelines on eligible expenditure, see Addendum A Program assessors make the final decision on what is eligible expenditure in accordance with the guidelines. To be eligible, expenditure must:</p> <ul style="list-style-type: none"> <li><input type="checkbox"/> be incurred within the project period, and be a direct cost of the project, or</li> <li><input type="checkbox"/> be incurred to undertake required project audit activities, and meet expenditure guidelines.</li> </ul> <p><b>Do not commence your project until you execute a grant agreement with the Commonwealth.</b> Payments will not be made for any expenditure incurred prior to the execution of a grant agreement.</p>	<p>You can only spend grant funds on eligible expenditure you have incurred on an agreed project as defined in your grant agreement: If your application is successful, you may be asked to verify project costs that you provided in your application are eligible. You may need to provide evidence such as quotes for major costs.</p> <p>Not all expenditure on your project may be eligible for grant funding. The Program Delegate makes the final decision on what is eligible expenditure and may give additional guidance on eligible expenditure if required.</p>
<b>Ineligible expenditure</b>	
<p>Note that this guidance may be updated from time to time. Examples of ineligible expenditure include:</p> <ul style="list-style-type: none"> <li><input type="checkbox"/> purchase of land or existing infrastructure, including the costs associated sub-divisions</li> <li><input type="checkbox"/> repair or replacement of existing infrastructure where there is no demonstrated significant increase in benefit</li> <li><input type="checkbox"/> purchase and installation of manufacturing equipment</li> <li><input type="checkbox"/> ongoing operating costs</li> <li><input type="checkbox"/> payment of salaries for the applicant's employees</li> </ul>	<p>Ineligible activities include:</p> <ul style="list-style-type: none"> <li><input type="checkbox"/> existing events (that are not new to the community, or are not a significant addition to an existing event or activity)</li> <li><input type="checkbox"/> an event that has already received support under the BBRF program</li> <li><input type="checkbox"/> activities where the main benefit is intended to go to only one sector or group within the broader community (e.g. a specific club, society or religious group). Funding for an individual sports team or organisation to attend an event is not eligible</li> <li><input type="checkbox"/> fundraising events</li> </ul>



Infrastructure Projects	Community Investments
<ul style="list-style-type: none"> <li><input type="checkbox"/> project overhead items inc office equipment, vehicles or plant</li> <li><input type="checkbox"/> business case development and feasibility studies</li> <li><input type="checkbox"/> costs related to registered training organisation training activities</li> <li><input type="checkbox"/> routine operational expenses</li> <li><input type="checkbox"/> writing the application and grant reporting</li> <li><input type="checkbox"/> making donations, gifts and sponsorships</li> <li><input type="checkbox"/> pre-construction activities, including architect services, design, surveying, planning, environmental or other regulatory approvals that exceed 20% of the total eligible project expenditure</li> <li><input type="checkbox"/> costs incurred prior to the execution of a grant agreement</li> <li><input type="checkbox"/> fees paid to the Commonwealth, state, territory and local governments to obtain planning, environmental or other regulatory approvals</li> </ul> <p>Additional examples of ineligible expenditure specific to investment ready projects include:</p> <ul style="list-style-type: none"> <li><input type="checkbox"/> purchase of unfixed furniture, such as desks and fridges</li> <li><input type="checkbox"/> ICT equipment, including software or hardware that is not an integral part of the funded infrastructure project</li> <li><input type="checkbox"/> office computing facilities.</li> </ul> <p>This list is not exhaustive and applies only to the expenditure on the agreed project. Other costs may be ineligible where the Program Delegate determines they do not directly support the achievement of the planned outcomes for the project or, they are contrary to the objectives of the program. Applicants must have adequate funds to meet the costs of any ineligible expenditure associated with the project.</p>	<ul style="list-style-type: none"> <li><input type="checkbox"/> events for political/lobby groups</li> <li><input type="checkbox"/> private events</li> <li><input type="checkbox"/> classes and training (e.g. fitness, sports, arts, language, cooking)</li> <li><input type="checkbox"/> activities the organisation undertakes as part of its usual business practices and responsibilities</li> <li><input type="checkbox"/> possible or future unidentified events.</li> </ul> <p><b>NOTES</b></p> <p><b>Ineligible strategic planning activities include:</b></p> <ul style="list-style-type: none"> <li><input type="checkbox"/> land use planning, inc road and precinct planning</li> <li><input type="checkbox"/> service delivery planning and internal business analysis</li> <li><input type="checkbox"/> capital funding for research centres</li> <li><input type="checkbox"/> feasibility studies or cost-benefit analysis for specific projects, and infrastructure planning/designs</li> <li><input type="checkbox"/> everyday business practices and responsibilities</li> <li><input type="checkbox"/> development of a prospectus.</li> </ul> <p><b>Ineligible regional leadership activities include:</b></p> <ul style="list-style-type: none"> <li><input type="checkbox"/> vocational education and training (VET)</li> <li><input type="checkbox"/> apprenticeships</li> <li><input type="checkbox"/> higher education qualifications</li> <li><input type="checkbox"/> management training</li> <li><input type="checkbox"/> direct funding to education and training providers</li> <li><input type="checkbox"/> everyday business activities</li> <li><input type="checkbox"/> funding for staff wages or leadership positions within an organisation</li> <li><input type="checkbox"/> training unrelated to building leadership capability</li> <li><input type="checkbox"/> internally provided staff training.</li> </ul> <p>This list is not exhaustive and applies only to the expenditure of the grant funds. Other costs may be ineligible where the Program Delegate determines they do not directly support the planned outcomes. You must ensure you have adequate funds to meet the costs of any ineligible expenditure associated with the project. See Guidelines at <a href="http://business.gov.au/">business.gov.au/</a></p>

Exercise: BBRF project eligibility	
Description of project: ....	
Problem project attempting to solve or opportunity taking advantage of: ....	
Funding Stream:	<input type="checkbox"/> Infrastructure Project <input type="checkbox"/> Community Investment
Confirm that the project has secured funding partners.	
Is your project eligible?	<input type="checkbox"/> Yes <input type="checkbox"/> No
Confirm that the project does not fit with ineligible examples or use of grant funding.	
Is your project eligible?	<input type="checkbox"/> Yes <input type="checkbox"/> No
If no why?	

## 1.3 LOCATION ELIGIBILITY

Your project must not be located in an excluded area unless you can clearly demonstrate the significant benefits and employment outcomes, which flow directly into an eligible area. A mapping tool is available on [business.gov.au](http://business.gov.au) to assist in determining the eligibility of the project location. Projects may include activities at different sites, as long as they are in an eligible location or you can demonstrate the significant benefits and employment outcomes, which flow directly to an eligible location

A funding program may be targeted at specific geographical areas (e.g. urban, regional, rural, local government boundary, state) or areas that display certain characteristics (e.g. remote or very remote). If the project concerns infrastructure, then the location can be precise. For both streams of funding, where your project is situated or delivered in multiple sites with a mix of regional and remote classifications, your entire project location will be considered remote for the purposes of the co-funding requirement.

For BBRF grants the project must be located in Australia outside an excluded area. The *BBRF Program Guidelines* describe eligible areas as follows:

### 5.2. Eligible locations

Your project must not be located in an excluded area unless you can clearly demonstrate the significant benefits and employment outcomes, which flow directly into an eligible area. A mapping tool is available on [business.gov.au](http://business.gov.au) to assist you in determining the eligibility of your project location. Your project can include activities at different sites, as long as they are in an eligible location or you can demonstrate the significant benefits and employment outcomes, which flow directly into an eligible location.

Excluded areas are the Urban Centre and Locality (UCL) cities over 1 million people for Sydney, Melbourne, Brisbane, Perth and Adelaide as defined by the Australian Bureau of Statistics' Australian Statistical Geography Standard. For the city of Canberra, the excluded area is only the part of the Canberra-Queanbeyan Significant Urban Area that is located within the Australian Capital Territory.

#### 5.2.1. Project remoteness classification and your grant amount

Your project location (latitude and longitude) determines your remoteness classification. We base the criteria for the remoteness classification on the Australian Bureau of Statistics' Remoteness Structure under the Australian Statistical Geography Standard. A mapping tool is available on [business.gov.au](http://business.gov.au) to assist you in determining the location of your project.

Your contribution to the project depends on your remoteness classification. It is critical that you specify the correct remoteness classification in your application. An error may cause your contribution to be inadequate and your application to be ineligible.

Your project may include multiple site locations. Where there is a mix of regional and remote site locations then the project location is considered as remote.

Other than eligibility the location of a BBRF program also drives a number of other elements of the program, notably:

- The level of co-funding required (see below).
- A loading applied to the assessment score in line with the remoteness of the project. In effect very remote projects will receive a higher loading than inner regional projects.

In the BBRF program the remoteness classification of the project's location drives the co-funding requirements. These co-funding requirements are minimums and an application that requests less than the maximum grant may be considered favourably.

**Table 1: Project circumstance and your grant amount**

<b>Project circumstance</b>	<b>Total Commonwealth Government funding (including this grant) towards eligible project cost</b>	<b>Total Commonwealth Government funding</b>
Projects classified as remote or very remote [see Guidelines 5.2.1].	Up to 75% of total eligible project cost	Up to 75% of eligible project cost
All other classifications	Up to 50% of total eligible project cost	Up to 50% of eligible project cost
Projects granted exceptional circumstances exempt from a cash contribution (see section 4.2.1)	Exempt from co-funding (although any level of contribution is encouraged)	Up to 100% of total eligible project cost (any level of contribution is encouraged)
*Projects with a total eligible project cost of up to \$20,000	Exempt from co-funding requirement (although any level of contribution is encouraged)	Up to 100 per cent of total eligible project cost (any level of contribution is encouraged)

Note: \* Community Investments Stream only

**Exercise: BBRF project application eligibility**

What is the eligibility and remoteness classification of your project?

(Use the mapping tool at: <http://maps.infrastructure.gov.au/BuildingBetterRegionsFund/>)

Eligibility:

Remoteness classification:

Project latitude and longitude:

Local government area:

Postcode:

## 1.4 OTHER ELIGIBILITY REQUIREMENTS

There are often eligibility requirements other than the organisation, location and project such as supporting documentation or compliance with particular regulatory requirements. If certain supporting documentation is not supplied, then the application may be deemed ineligible.

### Investment readiness

A project is considered investment ready when you have taken steps to allow construction to commence within 12 weeks of executing your grant agreement. This includes where you have:

- the authority of the land or infrastructure owner to undertake the project at the nominated site/s (use letter template provided at business.gov.au)
- confirmed funding contributions from all sources and can provide formal verification
- identified and prepared submissions for all required regulatory and/or development approvals or have already submitted and/or obtained those approvals
- finalised project designs and costings.

For multi-stage projects, the first stage of the project must be investment ready within 12 weeks of executing the grant agreement. You must demonstrate that subsequent stages are investment ready in the progress report immediately preceding the next stage's agreed commencement date, and the entire project (as defined in the BBRF grant agreement) must be complete within the maximum grant period.

It is recommended that you submit sufficient information for your application to be properly assessed. This may mean attaching documentation that is no longer mandatory (within the download limit per application).

The BBRF Infrastructure Projects stream also requires compliance with the:

- Code for the Tendering and Performance of Building Work 2016 (Building Code 2016)
- Australian Government Building and Construction WHS Accreditation Scheme (WHS Scheme)

It should be noted that the amount of detail provided should be relative to the project size, complexity and grant amount requested. Failing to supply documents could rule your application ineligible. Even if documentation is optional it may be useful to supply them.

Exercise: BBRF documentation eligibility	
Funding Stream:	<input type="checkbox"/> Infrastructure <input type="checkbox"/> Community
Grant amount requested:	\$ _____
<u>Do you have for your project?</u>	
Accountant Declaration Form evidencing your cash contribution?	<input type="checkbox"/> Yes <input type="checkbox"/> No
Letters evidencing your partners' cash contributions?	<input type="checkbox"/> Yes <input type="checkbox"/> No <input type="checkbox"/> N/A
Letters evidencing your partners' in-kind contributions?	<input type="checkbox"/> Yes <input type="checkbox"/> No <input type="checkbox"/> N/A
Letters of support from your partners	<input type="checkbox"/> Yes <input type="checkbox"/> No <input type="checkbox"/> N/A
Cost Benefit Analysis?	<input type="checkbox"/> Yes <input type="checkbox"/> No <input type="checkbox"/> N/A
Evidence of your not-for-profit status	<input type="checkbox"/> Yes <input type="checkbox"/> No
Where applicable, evidence to demonstrate your case for exemption?	<input type="checkbox"/> Yes <input type="checkbox"/> No

## 1.5 SOLUTION OPTIONS ANALYSIS

It is important to clearly state the problem that your project is attempting to solve, or the opportunity it is trying to take advantage of, and provide evidence that you have considered various solution options, including doing nothing, to determine the optimal acceptable solution that is the basis of your project.

Applications that can demonstrate consideration of several possible solutions along with a clear and acceptable method to arrive at the chosen project applied for, are likely to be more successful. Even if the program's criteria do not ask for it, the approach demonstrates a wider consideration of solutions to a problem.

Investigation of solution options can be extensive and the degree of investigation required depends upon the size of the expenditure being considered. Some projects will require extensive engineering investigations and others may have only one solution.

If there is more than one solution, then a cost benefit analysis (CBA) will be required to decide between the options. Section 0 provides several techniques for this.

For example, consider a road intersection that has been designated a black spot for traffic accidents. The problem is the intersection has a record of two or more fatalities over a five-year period which is unacceptable. The outcome from upgrading the intersection is to reduce the number of fatalities to as close to zero as possible. The options considered to deliver this outcome may include:

- Upgrading the intersection's road standard, kerbing and channelling.
- Improved approach signage.
- Improved intersection lighting.
- Roundabout.
- Intersection traffic lights.
- A combination of the above.

Each of these options will have different costs and traffic disruption impacts during construction but may also have slightly different outcomes.

### Exercise: Project Option Analysis

Problem project attempting to solve, or opportunity to leverage:

What is the outcome you are trying to achieve?

What are the solution options to achieve that outcome?

How are these different in terms of cost and outcome variability?

How will you decide between them to demonstrate a preferred option?

# PLANNING

## KEY QUESTION: HAVE YOU PLANNED SUFFICIENT TIME AND RESOURCES TO ASSEMBLE ALL MATERIALS REQUIRED FOR THE FUNDING SUBMISSION?

### 1.6 ARE YOU READY?

The first thing to consider before you decide to apply for a funding program is are you ready to start your project? Most funding programs require a significant amount of preparation and projects need to be ready so that the funding program can meet its policy objectives within its timeframe. For example, if you are undertaking a building project, can you get all the approvals within twelve weeks of receiving funding? That is a big ask of any building project and pretty much impossible unless it is very straight forward or approvals are already in place.

You need to carefully read the funding program requirements and ask yourself some hard questions. Funding programs are very competitive, if you take the attitude that we'll give it a shot then you will fail. If you think you can get there but need another couple of months then wait for a subsequent round or look for another program.

As an example, answer the following questions relating to the BBRF program, assuming you are an eligible organisation with an eligible project. Should any of your responses be No then you are not ready.

Exercise: Am I ready?	
<b>Co-funding</b> <ul style="list-style-type: none"> <li>▪ I can meet the mandatory co-funding requirements that apply to my application</li> <li>▪ All my co-funding, both cash and in-kind, is confirmed in writing</li> <li>▪ I can demonstrate how my project improves connections within the community, which could include through cash or in-kind contributions to the project, or through partnerships and support from local groups who will benefit from the project</li> </ul>	<input type="checkbox"/> Yes <input type="checkbox"/> No <input type="checkbox"/> Yes <input type="checkbox"/> No <input type="checkbox"/> Yes <input type="checkbox"/> No
<b>Investment Ready</b> <ul style="list-style-type: none"> <li>▪ I have identified all required regulatory and/or development approvals</li> <li>▪ I can submit documentation to demonstrate that my project is well planned</li> <li>▪ I will be able to enter into a grant agreement within 60 days of a written offer</li> <li>▪ My <u>Infrastructure Project</u> can commence within 12 weeks of receiving the executed grant agreement OR</li> <li>▪ I will complete my <u>Community Investments</u> project within 12 months of receiving the executed grant agreement</li> <li>▪ I will complete my project no later than 31 December 2024.</li> </ul>	<input type="checkbox"/> Yes <input type="checkbox"/> No <input type="checkbox"/> Yes <input type="checkbox"/> No <input type="checkbox"/> Yes <input type="checkbox"/> No <input type="checkbox"/> Yes <input type="checkbox"/> No <input type="checkbox"/> Yes <input type="checkbox"/> No <input type="checkbox"/> Yes <input type="checkbox"/> No
<b>Mandatory documents</b> <ul style="list-style-type: none"> <li>▪ I can support my application claims with evidence, and can provide evidence of robust planning to develop my project</li> </ul>	<input type="checkbox"/> Yes <input type="checkbox"/> No
<b>Competitive application</b> <ul style="list-style-type: none"> <li>▪ My application has strong claims against each the merit criteria (economic benefit, social benefit, value for money and project delivery)</li> <li>▪ I can quantify and support all my claims with evidence</li> <li>▪ I have engaged with my region's Regional Development Australia (RDA) body to present a strong application</li> </ul>	<input type="checkbox"/> Yes <input type="checkbox"/> No <input type="checkbox"/> Yes <input type="checkbox"/> No <input type="checkbox"/> Yes <input type="checkbox"/> No

## 1.7 TIME MANAGEMENT

Time management is the process of consciously planning actions and milestones to meet a deadline or deliver a project. In regard to funding submissions, time management concerns the preparation and submission of an application so that it meets all the requirements.

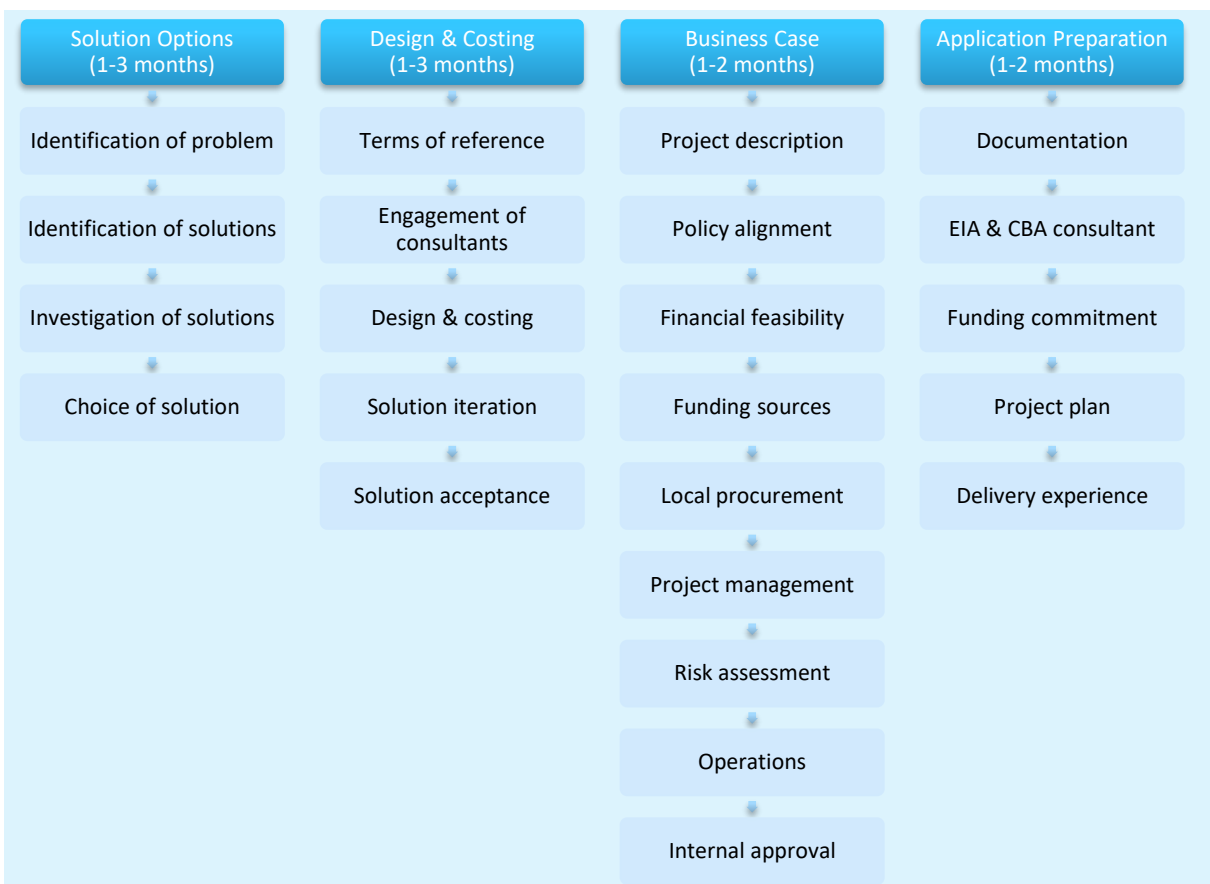
Time management also relates to the delivery of a project. Some funding programs require the applicant to be able to demonstrate that it can deliver the project within a specified timeframe.

Time management can be considered a sub-set of project management which has become a discipline in itself. Whilst there is insufficient scope within these guidelines to cover the topic in any detail, a few simple observations and pointers will suffice.

In its basic form, time management is exercising common sense about planning your funding application. The first critical point is that if you are considering an infrastructure project that requires design, costing, business case, project plan, etc., then starting a month before the application is due is not going to allow you to give it your best shot.

Secondly, if you are doing the planning for the funding submission you may need to consult and engage a range of other professionals to assist in preparing technical inputs. Alternatively, it may be that your organisation has already progressed the project to a sufficient stage that a funding shortfall is preventing any further progress and external funding program will help. In this case much of the work may have been done and it just needs to be manipulated into the form required by the funding program.

Nevertheless, to illustrate the planning of a funding application for a new medium-sized infrastructure project consider the following four step process, packages of work and broad timeframes (obviously this depends on the size and complexity of the project):



As you can see, there are many aspects to consider and there is a logical timeframe for the progression of various elements that need to come together for the funding application. Ideally one person will be responsible for managing the entire process to ensure that inputs are received on time and the elements of the funding application are backed up by appropriate and sufficient evidence.

### **Exercise: Application Planning**

For your project and funding program list the packages of work that need to be undertaken.

Identify who is best placed to undertake each component.

Identify the likely time required for each component.

If external resources are required what is the procurement/engagement process and additional time required.

Working back from the funding application submission date when do you need to start?

If you don't have this much time where can you save time? Is this realistic?



## 1.8 ADDRESSING ASSESSMENT CRITERIA

For any funding application to be successful it must fully meet the assessment criteria. As mentioned in the introduction a funding program is designed to deliver a policy objective and outcome. In the case of the *BBRF Program* the outcomes are:

### 3. Program overview

The Australian Government has committed a total of \$1.38bn over eight years from 2017-18 to 2024-25 for the Building Better Regions Fund (the program). \$250m is available in Round 6.

The **objectives** of the program are to:

- drive economic growth
- build stronger regional communities into the future.

The intended **outcomes** of the program are to:

- create jobs
- have a positive impact on economic activity, including Indigenous economic participation through employment and supplier-use outcomes
- enhance community facilities
- enhance leadership capacity
- encourage community cohesion and a sense of identity.

When undertaking projects grantees are encouraged to:

- adhere to the National Waste Policy Action Plan 2019, in particular the sustainable use of recycled and re-purposed materials, and best practice waste management methods
- pursue opportunities for local procurement of goods, labour and services.

There are two grant opportunity streams as part of this program:

- Infrastructure Projects Stream
- Community Investment Stream

Consequently, the *BBRF Program* merit criteria are:

#### 1. Economic benefits of your project for the region (15 points)

Economic benefits for a region may cover increases in economic activity, improvements in productivity, wider access to markets or fairer and more equitable economic outcomes.

#### 2. Social benefits of your project for the region (15 points)

Social benefits for a region may cover increases in regional amenity, improving community connections and inclusion and providing opportunities for learning and knowledge creation.

#### 3. Project delivery

Your capacity, capability and resources to carry out the project (5 points).

#### 4. Impact of grant funding

Impact of grant funding on your project (5 points).

You must make the benchmark in all merit criteria.

These merit criteria are the same for the Infrastructure Projects and Community Investment streams.

Your first steps in addressing the assessment criteria are to:

- Read and understand the funding program guidelines.
- Read the application form.
- Read any other information such as frequently asked questions (FAQ).
- Scan any previously funded projects and look for ones similar to your project.

Once you have a good understanding of what is required, make notes and questions then seek answers to your questions from the given program contacts and successful applicants.

These guidelines cover a wide range of areas required for funding submissions. However, the following sections detail how they all come together under the BBRF assessment criteria.

### 1.8.1 Economic benefit

Stimulating economic growth are often a key assessment criterion. Infrastructure projects stimulate economic growth in two ways: firstly, through construction activity associated with the project, and secondly, through annual operation of the infrastructure and the wider economic benefits of the economic activity associated with the infrastructure.

Community investment projects can deliver economic benefits in different ways, for example:

- Events drive economic growth through visitation and showcasing, promote community participation and inclusion, encourage volunteering and build a region's identity.
- Strategic planning can assist in providing a regional, industry or economic direction that addresses challenges and provides purpose and action.
- Leadership and capacity building equips regional leaders with the skills to drive change and deliver improved economic and social outcomes.

#### Consider **BBRF Merit Criteria 1**:

##### **Merit criterion 1 – Economic benefit (15 points)**

You should demonstrate this by identifying:

- a. the extent to which your project meets the needs of the regional community
- b. the broader economic benefits that your project will deliver for the region and community during and beyond the term of funding.

**Economic** benefits for a region may cover increases in economic activity, improvements in productivity, wider access to markets or fairer and more equitable economic outcomes.

Examples of how your project could deliver economic benefits may include but is not limited to:

- increasing the number or value of jobs, new businesses or the production of goods and services in the region (this includes direct and indirect opportunities created through the project)
- providing opportunities for growth and/or increasing efficiencies in existing sectors, e.g. tourism, agriculture, manufacturing
- the **use of local suppliers and goods**, especially those that employ the use of sustainable work practices/goods
- increasing efficiency of the transport system or service delivery
- increasing Indigenous economic participation, including Indigenous employment and supplier-use outcomes.

Ideally you need to identify and explain the economic benefits and very clearly link them to the project using robust quantifiable information and/or generally acceptable ways of measurement.

In your application, you must include the total employment numbers you expect to create during and following your project. You will need to identify how many of these employees will be Indigenous. You must substantiate any employment numbers with evidence. For information about determining employment numbers for your application, see Addendum B.

Answering this merit criteria requires the use of analysis techniques and tools that are probably outside your area of expertise. In this case, you will need assistance. That assistance can be more effective and efficient if you consider the information that is required to answer assessment criteria 1, in particular, the drivers that will drive outcomes. Several techniques and tools are contained in Section 0 to demonstrate what is required.

RDA will be able to help.

**Exercise: Measuring and delivering economic benefit**

What are the direct and indirect economic benefits during construction (jobs, income, gross regional product)?

What are the direct and indirect economic benefits each year beyond construction?

What new business or production of goods will occur in the region?

What industry sectors will experience growth due to the project over and above without the project?

Will there be increased use of local suppliers and/or goods stemming from the project?

Will there be use of local suppliers/goods which employ the use of sustainable work practices?

Will there be an increase in transport or service delivery efficiencies? How can these be quantified?

Will there be increased Indigenous economic participation? What does this look like and mean?

What will the region look like in the medium (5-10) and long term (10-20 years) with the project versus without it?

How can you demonstrate, or measure, the economic benefits you have identified above?

## 1.8.2 Social Benefit

Some funding programs are aimed at improving social outcomes.

Consider **BBRF Merit Criteria 2**:

### **Merit criterion 2 – Social benefit (15 points)**

#### **The social benefit your project will deliver to the region during and beyond the project period**

You should demonstrate this by identifying:

- the extent to which your project meets the needs of the regional community
- the broader social benefits that your project will deliver for the region and community during and beyond the term of funding
- the socioeconomic impact of your project and the need or problem your project will solve, as well as the impact of your project in the community it will benefit
- the extent to which your project addresses disadvantage in the region or community.

**Social** benefits for a region may cover increases in regional amenity, improving community connections and inclusion and providing opportunities for learning and knowledge creation. Examples of how your project could deliver social benefits may include but is not limited to:

- making a region a more attractive place to live
- the degree to which the project fills a 'gap' within the community
- improving community connections and social inclusion
- supporting or protecting local heritage and culture
- increasing community volunteering
- addressing disadvantage within the community
- supporting upskilling and capability development in the region and the community.

Demonstrating social benefits is often thought of as somewhat easier than demonstrating economic benefits as the benefits can mostly be stated in qualitative terms. However, a good way to demonstrate social benefit is by describing the social status quo in quantitative terms and then directly linking the project to how it will improve social outcomes. However, as with economic benefits you need to identify and explain the social benefits and very clearly link them to the project using robust quantifiable information and/or generally acceptable ways of measurement.

For example, to demonstrate that a region is socially better off after a community investment project the change pre and post the project needs to be demonstrated using credible statistics. So, if a region wishes to boost employment and community participation in the low season through establishing a regular event, then an obvious measure is annual visitation in the years prior to the event compared to visitation in years with the event. The increased visitation means more visitor demand for services and therefore lower unemployment.

Obviously, you need to use statistics that are relevant to the objective of the project. The following measures are suggested:

- Unemployment data, number of welfare recipients and single income families (LMIP, ABS, AHIW).
- Population change, including significant population increases and decreases (ABS, REMPLAN).
- Age of the population, percentage of the population from a non-English speaking background, percentage of the population from Indigenous or Torres Strait Islander backgrounds (ABS Census, REMPLAN).
- Socio-Economic Index for Areas (SEIFA Index) (ABS).
- Impact of restructuring or structural change, impact of climate change (CSIRO, BoM).

- Distance from and ease of access to major service, trade and employment centres (use Google maps to calculate drive times).
- House prices and rents, availability of housing (REIA).
- Education standards and skill levels of the population (ABS).
- Percentage of population engaging in volunteering.

Section 1.9 provides additional data sources that may be of use.

#### Exercise: Measuring and delivering Social Benefits

What specific areas of social benefit is your project aiming to address?

For each of these identified areas what statistics can you access to demonstrated the status quo?

What goods and services will your project supply that will improve social outcomes?

How will the project continue to deliver social benefits beyond the immediate project period?

What, if any, additional regular activity might be required to sustain social benefits into the future?

### 1.8.3 Project delivery

A funding body needs to satisfy itself that applicants are ready and able to deliver the project within a certain timeframe. This means that planning and activities have already been undertaken to reduce project risk.

Planning, depth and quality of project documentation is a clear indication of the effort and diligence that has gone into the project and can remove much of the project uncertainty from the assessment process and thereby improve project viability.

Applicants should therefore invest prudently in the preparation of project documentation and any necessary approvals. The more project risks that have been identified and mitigated the better. Section 0 provides a number of deliverability aspects that will assist in demonstrating project diligence.

Additionally, you need to demonstrate an appropriate level of resources and know-how commensurate with the nature of the project whether the organisation has this in-house or has plans in place to procure them.

Plans to continually benefit from the project after it is constructed or carried out are also critical in demonstrating the ongoing benefits as well as value for money.

Project assessors are looking for benchmarks to be reached across each criterion. High scores are therefore required even on the minor categories. It is not enough to state that you can deliver a multi-million-dollar project – just must be able to demonstrate that capacity. If you lack the experience that's ok, it just means that you will need to mitigate risk by hiring an appropriately skilled project manager for example.

**Consider BBRF Merit Criteria 3:**

**Merit criterion 3 – Project delivery**

**Capacity, capability and resources to deliver the project (5 points)**

You should demonstrate this by identifying:

- your track record managing similar projects and access to personnel and/or partners with the right skills and experience
- how you will seek to provide opportunities for local procurement of goods, labour and services
- your readiness to commence the project, including your access to any required resources such as infrastructure, capital equipment or technology. You should describe the steps you have taken to allow construction to commence in the immediate future including the status of:
  - required regulatory and/or development approvals
  - project designs and costings
  - authority from the land or infrastructure owner to undertake the project at the nominated site(s)
  - funding contributions from all sources.
- sound project planning to manage and monitor the project, which addresses scope, implementation methodology, timeframes, budget and risk management (including mitigation of health risks associated with the current COVID-19 pandemic)
- how you will operate and maintain the infrastructure and benefits of the project into the future.

**If your project is still in the planning or concept stage, it is not likely to be competitive.**

**Exercise: Demonstrating project viability**

Does your project require planning approvals? If yes, what are they and are these in place?

Have you delivered a similar project before?

Have you managed a similar amount of grant funding before?

What skills and experience is required to deliver the project? Do you have these in-house? If not, how do you intend to procure them?

What resources applicable to the project do you have available?

Are there resources that you will need to procure? How do you intend procuring these?

Do you have a Project Management Plan? Is it of sufficient standard?

How confident are you of your costings?

Do you have a plan to operate, and/or benefit from the project post implementation?

### 2.3.4 Impact of grant funding

Ideally your application will be able to demonstrate its immediate and ongoing economic and social benefits (See 2.3.1 and 2.3.2) to the grantee, including the cost to the grantee should a project **not** proceed.

To a large extent it is worth explaining the cost of doing nothing. What would happen if the project did not go ahead?

Consider **BBRF Merit Criteria 4**:

#### Merit criterion 4 – Impact of funding on your project (5 points)

You should demonstrate this by identifying:

- your plan for engagement and collaboration to ensure community support for your project. In your response you can describe:
  - the total investment the grant will leverage including additional cash contribution and in-kind support
  - the extent that your project increases investment and builds partnerships in your region.
- the likelihood the project would proceed without the grant. If not, why not? Explain how the grant will impact the project in terms of size, timing and reach.
- if you have already received Commonwealth funding for this project or an associated project, explain why you need additional funding.

#### Exercise: Measuring the impact of grant funding

What are the direct and indirect economic and social benefits during project implementation?

What are the direct and indirect economic and social benefits each year beyond implementation?

What is the cost to the community and economy should the grant not be approved?

Will the project progress if funding is not granted?

How can these be quantified?

## 1.9 SOURCING DATA, ESTIMATES & OTHER EVIDENCE

Now that you have closely examined the assessment criteria and the information that may be required to address them, you will need to source data, estimates and appropriate evidence. Some of the best evidence is official evidence.

You will have to create a certain amount of primary and project specific data but may also need to obtain secondary or published data that will assist in assessing the economic and social benefits of your project. Other evidence may come in the form of company documents, written commitments or published reports and papers from credible sources.

Depending on the nature of the project, the creation of primary project specific data will typically involve a number of professional disciplines, for example:

Project Area	Discipline
<b>Project design</b>	Subject specialists, e.g. Doctors, Pilots, Public Servants
<b>Infrastructure design</b>	Consulting engineer (infrastructure specific)
<b>Building design</b>	Architect
<b>Costing</b>	Quantity surveyor
<b>Town planning</b>	Town planner
<b>Economic benefits</b>	Economist
<b>Social benefits</b>	Sociologist
<b>Financial feasibility</b>	Finance analyst
<b>Market research</b>	Researcher
<b>Risk assessment</b>	Risk analyst
<b>Legal issues</b>	Lawyer
<b>Project delivery</b>	Project manager

Many of these disciplines, especially for infrastructure projects, are found in integrated service companies and, depending on the size of the project and internal organisational capability, one or more external companies will need to be commissioned to design your project and to generate project specific data required by the funding application.

Secondary data can be obtained from several sources. The table below gives an indication of economic and social secondary data sources:

Subject area
<b>Australian Bureau of Statistics <a href="http://www.abs.gov.au">www.abs.gov.au</a></b>
<b>2. Census of Population &amp; Housing</b> 20. Census statistical products and services 21. Historical Censuses (pre-1996) 29. Census reference products and services
<b>3. Demography</b> 31. Demography - general 32. Population trends and estimates 33. Vital statistics 34. Migration
<b>4. Social Statistics</b> 41. Social statistics - general 42. Education 43. Health 44. Welfare and social services 45. Crime and justice 47. Indigenous statistics 48. Health 49. Social statistics - general
<b>46. Environment</b> 46. Environment
<b>5. National Accounts, International Trade and Finance</b> 52. National accounts 53. Balance of payments and international investment 54. International trade 55. Public sector accounts 56. Finance
<b>6. Labour Statistics and Prices</b> 61. Labour statistics - general



Subject area
<p>62. Labour force 63. Earnings, hours and employment conditions 64. Prices 65. Consumer income and expenditure</p>
<p><b>66. Labour Force</b> 61. Labour statistics – general 62. Labour force 63. Earnings, hours and employment conditions 64. Prices 65. Consumer income and expenditure 66. Labour force</p>
<p><b>7. Agriculture</b> 71. Agriculture statistics - general 72. Livestock and livestock products 73. Crops and pastures 74. Agricultural land use 75. Agricultural financial statistics and value of products</p>
<p><b>8. Secondary industry and distribution</b> 81. Industry wide statistics 82. Manufacturing and energy - general 83. Manufacturing commodity production 85 - 86. Service industries 87. Building and construction Information</p>
<p><b>84. Mining</b> 84. Mining</p>
<p><b>9. Transport</b> 91. General transport 92. Transport services 93. Motor vehicle registrations 99. Information</p>
<p><b>Socio Economic Index for Areas (SEIFA):</b></p> <ul style="list-style-type: none"> <li>▪ Index of Relative Socio-Economic Disadvantage (IRSD)</li> <li>▪ Index of Relative Socio-Economic Advantage and Disadvantage (IRSAD)</li> <li>▪ Index of Education and Occupation (IEO) and Index of Economic Resources (IER).</li> </ul>
<p><b>Australian Health and Welfare Institute <a href="http://www.aihw.gov.au">www.aihw.gov.au</a></b></p> <ul style="list-style-type: none"> <li>▪ Aging, disability &amp; carers</li> <li>▪ Population groups – families &amp; children</li> <li>▪ Hospitals, risk factors and disease</li> <li>▪ Housing &amp; homelessness</li> <li>▪ Indigenous Australians</li> <li>▪ Services, workforce and spending</li> </ul>
<p><b>Building costs</b></p> <ul style="list-style-type: none"> <li>▪ Rawlison Publishing <a href="http://www.rawlhouse.com">http://www.rawlhouse.com</a></li> <li>▪ Cordell <a href="http://www.cordell.com.au">http://www.cordell.com.au</a></li> </ul>
<p><b>Other data</b></p> <ul style="list-style-type: none"> <li>▪ Progress in Australian Regions – Yearbook 2016 <a href="http://regional.gov.au/regional/publications/yearbook/">http://regional.gov.au/regional/publications/yearbook/</a></li> <li>▪ Online regional data <a href="http://regional.gov.au/regional/data/">http://regional.gov.au/regional/data/</a></li> <li>▪ Regional Australia Institute Regional Competitiveness Index <a href="http://www.regionalaustralia.org.au/home/tools-and-products/insight/">http://www.regionalaustralia.org.au/home/tools-and-products/insight/</a></li> <li>▪ REMPLAN</li> <li>▪ Real Estate Institute of Australia (prices and rents) <a href="http://www.reia.asn.au">www.reia.asn.au</a></li> <li>▪ Tourism Research Australia (Visitor surveys) <a href="http://www.tra.gov.au">www.tra.gov.au</a></li> </ul>

**Reserve Bank of Australia [www.rba.gov.au](http://www.rba.gov.au)**

- Assets and liabilities
- Payments system
- Money and credit statistics
- Household and business finances
- Interest rates, exchange rates and share markets
- Inflation and inflation expectations
- Output and labour
- International Trade and External Finance

**Exercise: Gathering information, estimates and other evidence**

Considering your project what project specific information do you think you need?

Where will this information come from and how will it be obtained?

What secondary data do you think you will need?

What other evidence is required (funding program specific) and where will it come from?

## 1.10 GATHERING SUPPORT FOR PROJECTS

Whilst not always asked for in funding application submissions, an indication of documented support from the community and its leaders is often a good mechanism to indicate the level of support for a project. Areas where support can be demonstrated include:

- Community surveys undertaken independently and of sufficient sample size and demographic coverage to be representative of the community.
- Letters of support from:
  - Your local Regional Development Australia body.
  - Significant employers (where relevant) as well as business groups, i.e. CCIs, tourism networks.
  - Religious organisations and other prominent not-for-profit organisations.
  - Universities and major training institutions.
  - Media organisations.
  - Special interest groups, e.g. RACWA, AHA.
  - Local governments (mayor & councillors).
  - State and Federal politicians.

Community surveys need to be carefully worded and can reflect polarised opinion, particularly if incorrect or misleading information is in general circulation, or if there is organised opposition to the project. In this case a community education process may be necessary.

Letters of support should give an indication of the specific benefits that constituents are likely to experience from the project. Personalised letters are best.

Beware: Controversial projects can be flagged by 'anti-social media'. Funding bodies do not like to support contentious projects.

### Exercise: Demonstrating community support

Is the project of sufficient prominence that the community is sufficiently aware of it?  Yes  No

Does the project exist in any strategic or planning documents?  Yes  No

If no, would the community generally show high levels of support for the project?  Yes  No

If no, why?

What could you do about it?

If yes, what questions would you ask them?

Make a list of the business and community organisations in the region impacted by the project.

# ANALYSIS

---

## KEY QUESTION: HAVE YOU UNDERTAKEN SUFFICIENT ANALYSIS OF YOUR PROJECT AS REQUIRED BY THE FUNDING PROGRAM CRITERIA?

### 1.11 COSTING

It is important to undertake accurate and comprehensive costings for your project so that you know the true cost and the amount of grant funding you are requesting. Generally, if you are successful in securing funding and then experience cost increases, the funding body will not increase their funding and your organisation and partners will need to find the additional funds.

- Accurate costing also reflects the effort that has gone into your project planning. Costing is also used to assess the economic benefits, cost benefit analysis and in the business case. There are several types of costs to be considered:
- Infrastructure project: Capital costs and ongoing operational costs are needed to ensure that the infrastructure continues to deliver the levels of service for which it was designed.
- Community project: The project costs and potentially ongoing costs are required to ensure the initial benefits are sustained into the future or as far into the future as realistically possible.

#### 1.11.1 Capital costs

The estimation of capital costs needs to be undertaken by appropriate independent professionals. At a minimum this will require investing in an engineering or building design and costing by quantity surveyors. It is generally not acceptable to provide a costing based on a square metre rate from a resource such as Rawlinsons (2016). Best practice capital cost estimation guidelines are available, such as that by Evans & Peck (2008). If possible, actual quotes are the best way to present figures and demonstrate readiness.

During periods of runaway cost escalations, it is prudent to claim a 10% contingency but note that the proponent must meet at least half that contingency with their own funds.

The first capital cost estimate is produced during project scoping. As the project progresses capital cost estimates should be gradually refined with the most accurate costs being driven by competitive tendering prior to securing funding. Costing must be underpinned by a combination of sufficient investigation and definition, preliminary design of key elements to ensure constructability, expert knowledge to advise on the design, definition and construction, comparison with benchmark costs, appropriate risk and contingency allowances and rigorous review.

The structure of a project cost estimate (also known as Outturn Cost) should include the following key components:

- Base Estimate comprising the sum of Construction Costs and Owner's Costs (staff and land acquisition).
- Contingency allowance that is applied to the Base Estimate to cover a specified level of risk in the project implementation.
- Cash Flow applied to the Base Estimate plus Contingency based on a project program.
- Escalation that is applied to the Cash Flow and which takes account of increased costs through the period from the date of the estimate to the completion of construction.

An example of a capital costing presentation for a road project split into these components is given below.

Item	Base Estimate	Contingency	Base Estimate + Contingency	% of Base Estimate
<b>Phase: Scoping</b>				
<b>Base date of Estimate: June 2008</b>				
		%	Amount	
<b>Concept Development</b>				
Route/Concept/EIS	300,000	10%	30,000	330,000
Project Management Services	250,000	15%	37,500	287,500
Sponsor	120,000	20%	24,000	144,000
Community Liaison	85,000	30%	25,500	110,500
<i>Subtotal Concept Development</i>	<i>755,000</i>		<i>117,000</i>	<i>1.6%</i>
<b>Detailed Design and Documentation</b>				
Investigation and Design	2,500,000	20%	500,000	3,000,000
Project Management Services	1,250,000	25%	312,500	1,562,500
Sponsor	125,000	20%	25,000	150,000
Community Liaison	160,000	30%	48,000	208,000
<i>Subtotal Detail Design and Documentation</i>	<i>4,325,000</i>		<i>855,500</i>	<i>8.5%</i>
<b>Property Acquisition</b>				
Acquire Property	3,750,000	30%	1,125,000	4,875,000
Professional Services for Property	275,000	25%	68,750	343,750
Project Management Services	180,000	25%	45,000	225,000
Sponsor	120,000	20%	24,000	144,000
<i>Subtotal Property Acquisition</i>			<i>1,262,750</i>	<i>5,587,750</i>
<b>Total Owners' Cost</b>	<b>9,115,000</b>		<b>2,265,250</b>	<b>11,380,250</b>
<b>Construction</b>				
<i>Contractor's Direct Costs</i>				
Utility Adjustments	3,000,000	40%	1,200,000	4,200,000
Bulk Earthworks	5,500,000	15%	825,000	6,325,000
Drainage	1,250,000	15%	187,500	1,437,500
Retaining Walls	2,400,000	25%	600,000	3,000,000
Bridges	3,000,000	25%	750,000	3,750,000
Pavements	8,500,000	20%	1,700,000	10,200,000
<i>Other Costs</i>				
Noise Barriers	1,200,000	25%	300,000	1,500,000
Road Lighting	750,000	20%	150,000	900,000
Road Furniture and Safety Barriers	650,000	30%	195,000	845,000

Item		Base Estimate	Contingency		Base Estimate + Contingency	% of Base Estimate
Road Markings and Signage		425,000	20%	85,000	510,000	
Traffic Signals		0				
Traffic Information Systems		0				
Environmental Works		360,000	25%	90,000	450,000	
Landscaping		300,000	20%	60,000	360,000	
Other		125,000	30%	37,500	162,500	
<b>Subtotal Contractor's Direct Costs</b>		<b>27,460,000</b>		<b>6,780,000</b>	<b>33,640,000</b>	
<b>Contractor's Indirect Costs</b>						
Preliminaries	24%	6,590,400	25%	1,647,600	8,238,000	
Contractors Offsite Overhead and Margin	13%	4,426,552	20%	885,310	5,311,862	
<b>Total Construction Cost (TCC)</b>		<b>38,476,952</b>		<b>8,712,910</b>	<b>47,189,862</b>	<b>80.8%</b>
<b>Base Estimate (Owner's Cost + Construction Cost)</b>		<b>47,591,952</b>		<b>10,978,160</b>	<b>58,570,112</b>	<b>100.0%</b>
Contingency – Inherent risk						
Contingency – Contingent risk	15%				8,785,517	141.5%
<b>Base Estimate + Contingency</b>					<b>67,355,629</b>	
Cash Flow: Start Construction July 2009, Finish Construction December 2010						
Escalation (applied to Base Estimate + Contingency)			17.5%		11,787,235	24.8%
<b>Total Outturn Cost</b>					<b>79,142,864</b>	<b>166.3%</b>

Note: If the project contains major separable portions which need to be monitored separately, the above information should be repeated for each portion.

Source: Evans & Peck (2008).

### Exercise: Identifying capital costs

Thinking about your project. Identify what the Owners' Costs are likely to be as opposed to the Construction Costs?

## 1.11.2 Operational Costs

### 1.11.2.1 Infrastructure

Infrastructure operational costs are the ongoing annual capital costs of maintaining and running the infrastructure so that it continues to deliver the levels of service that it was designed for, within its design life:

- Capital costs - Annual depreciation costs concerning investments, renewals and maintenance of infrastructure assets.
- Running costs - Annual recurring (other) maintenance and operational expenditures.

Estimates of these costs can be supplied through the project scoping phase. Operational cost periods for maintaining project benefits are: 1 year to \$250,000; 3 years to \$1m; 5 years for more than \$1m.

#### Exercise: Identifying infrastructure operational costs

Identify what operational costs are likely?

### 1.11.2.2 Community Investment

If your project is a community investment, then there will be operational costs for the initial project and then ongoing costs to maintain that initial investment. For example:

- **Event:** If the community investment is in a new event then the initial project will be establishing and operating the inaugural event whilst the ongoing costs will be operating the event periodically (e.g. every year or second year) in the future.
- **Strategic Plan:** If the community investment is in an economic development strategy then the initial project will be establishing the plan whilst the ongoing costs will be in implementing the associated action plan. There may also be a periodic review (every second year) to ensure that the strategy remains on track and valid.

#### Exercise: Identifying Community Investment operational costs

Thinking about your community investment project identify what the initial project costs are?

What are the post project costs? How often are they required?

### Economic activity costs

In addition to the direct project costs there may be costs (and benefits) from the economic activity that the project facilitates. For example:

- **Water Treatment Plant:** The availability of additional potable water may facilitate an industrial subdivision and attraction of industry and jobs.
- **Economic Development Strategy:** Identification of reuse opportunity for neglected assets may result in renovation expenditure and job creation to occur.

If these economic activities are certain to occur with the project, then they should be described as a direct outcome of the project.

### Exercise: Identifying economic activity costs

Thinking about your project identify what are the economic activities that may be enabled with the project in place.

Identify the costs (and benefits) of these economic activities.

## 1.12 VALUING BENEFITS

The benefits of a project are those outcomes that will occur, and are hopefully greater than the costs - resulting in a positive Benefit Cost Ratio (BCR). The easiest benefits to measure are those that have a market value or can be represented through cost savings or efficiency and productivity gains.

Benefits more difficult to measure are those that have no market, or are unpriced and are therefore not the subject of normal market transactions, including social or environmental benefits. Nevertheless, they entail the use of real resources. These attributes are referred to as 'non-market' goods or impacts. In each of these cases, quantification of the effects in money terms is an important part of the analysis. Where the impact does not have a readily identifiable dollar value, proxies and other measures should be developed.

One commonly used method of approximating values for non-market impacts is 'benefit transfer'. Benefit transfer means taking already calculated values from previously conducted studies and applying them to different study sites and situations. Considering the significant costs and technical skills needed in using other methodologies to determine values, utilising benefit transfer techniques can provide an acceptable solution.

Context is extremely important when deciding which values to transfer and from where. Factors such as population size, number of households, and regional characteristics should be considered when undertaking benefit transfer. For example, as population density increases over time, individual households may value nearby open space and parks more highly.

Benefit transfer should only be regarded as an approximation. Transferring values from similar regions with similar markets is important. Results can be misleading if values are transferred between countries that have starkly different economies (for example a benefit transfer from the Solomon Islands to Sydney would likely have only limited applicability). However, sometimes only an indicative value for environmental assets is all that is required.

To value benefits that will be delivered by your project they need to be identified. This is best done by identifying stakeholders that are affected by the project and the impacts (positive and negative) that the project will have on them. The numbers of stakeholders affected and the value of the effect can then be valued.

### Exercise: Identifying and valuing benefits

List the stakeholders impacted by your project.

List the benefits that will be delivered by your project to these stakeholders.

For each benefit think about how you might value that benefit.



## 1.13 COST BENEFIT ANALYSIS

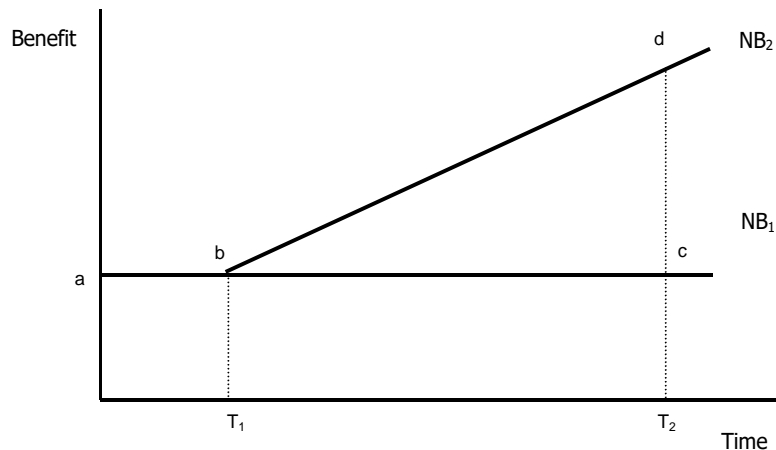
Cost Benefit Analysis (CBA) is a decision making and justification/feasibility technique used to choose between options that solve a problem or leverage an opportunity. Simply put, options that either provide benefits that outweigh the costs by the most amount, or minimises costs by the most amount, are a candidate for the preferred solution. Funding application assessors often use the outcomes of a CBA as one decision criteria to choose the projects that they will fund. Below is a brief outline of the key points for a CBA.

### General Principles

To enable a robust determination of the net benefits of undertaking a given project, it is necessary to specify the base case and alternative case options or scenarios. The base case scenario represents the 'without project' scenario and the alternative or 'with project' scenario examines the impact with the project in place.

In the diagram below, the base case (without) scenario is represented by line NB<sub>1</sub> (bc) over time T<sub>1</sub> to T<sub>2</sub>. The investment in the project at time T<sub>1</sub> is likely to generate a benefit, which is represented by line NB<sub>2</sub> (bd). Therefore, the net benefit flowing from investment in the project is identified by calculating the area (bcd) between NB<sub>1</sub> and NB<sub>2</sub>.

### Illustrating the benefits of with and without project scenarios



Source: AEC

A comprehensive quantitative specification of the benefits and costs included in the evaluation and their various timings is required and must include a clear outline of all major underlying assumptions. These impacts, both positive and negative, should then be tabulated and where possible valued in dollar terms.

Some impacts may not be quantifiable. Where this occurs the impacts and their respective magnitudes should be examined qualitatively for consideration in the overall analysis.

### 1.13.1 Finance costs are not included

Financing costs are not included in a CBA. As a method of project appraisal, CBA examines a project's profitability independently of the terms on which debt finance is arranged. This does not mean, however, that the cost of capital is not considered in CBA, as the capital expenses are included in the year in which the transaction occurs, and the discount rate (discussed below) should be selected to provide a good indication of the opportunity cost of funds, as determined by the capital market.

### 1.13.2 Calculations

As costs and benefits are specified over time it is necessary to reduce the stream of benefits and costs to present values. The present value concept is based on the time value of money – the idea that a dollar received today is worth more than a dollar to be received in the future. The present value of a cash flow is the equivalent value of the future cashflow should the entire cashflow be received today. The time value of money is determined by the given discount rate to enable the comparison of options by a common measure.

The selection of appropriate discount rates is of particular importance because they apply to much of the decision criteria and consequently the interpretation of results. The higher the discount rate, the less weight or importance is placed on future cash flows.

The choice of discount rates should reflect the weighted average cost of capital (WACC). A base discount rate of 7% is often used to represent the minimum rate of return, in line with Australian Government guidelines. As all values used in the CBA are in real terms, the discount rate does not incorporate inflation (i.e., it is a real discount rate, as opposed to a nominal discount rate).

To assess the sensitivity of the project to the discount rate used, discount rates either side of the base discount rate (7%) should also be examined (4% and 10%).

The formula for determining the present value is:

$$PV = \frac{FV_n}{(1+r)^n}, \text{ where:}$$

PV = present value today

FV = future value n periods from now

r = discount rate per period

n = number of periods

Extending this to a series of cash flows the present value is calculated as:

$$PV = \frac{FV_1}{(1+r)^1} + \frac{FV_2}{(1+r)^2} + \frac{FV_n}{(1+r)^n}$$

Once the stream of costs and benefits have been reduced to their present values the Net Present Value (NPV) can be calculated as the difference between the present value of benefits and present value of costs. If the present value of benefits is greater than the present value of costs, then the option or project would have a net economic benefit.

In addition to the NPV, the internal rate of return (IRR) and benefit-cost ratio (BCR) can provide useful information regarding the attractiveness of a project. The IRR provides an estimate of the discount rate at which the NPV of the project equals zero, i.e., it represents the maximum WACC at which the project would be deemed desirable. However, in terms of whether a project is considered desirable or not, the IRR and BCR will always return the same result as the NPV decision criterion.

### 1.13.3 Sensitivity analysis

Sensitivity analysis allows for the testing of the key assumptions and the identification of the critical variables within the analysis to gain greater insight into the drivers to the case being examined.

A series of Monte Carlos can be used to test the sensitivity of the model outputs to changes in key variables. A Monte Carlo simulation is a computerised technique that provides decision-makers with a range of possible outcomes and the probability that they will occur for any choice of action. The Monte Carlo simulation works by building models of possible results by substituting a range of values – the probability distribution – for any factor that has inherent uncertainty. It then calculates results over and over, each time using a different set of random values from the probability functions. The outputs from Monte Carlo simulation are distributions of possible outcome values. In this way, Monte Carlo simulation provides a comprehensive view of what may happen. It describes what could happen and how likely it is to happen.

## 1.14 ECONOMIC IMPACT ASSESSMENT

Economic impact modelling is an analysis technique used to determine the amount of economic activity supported by a project within a pre-determined geography. It is applied to both the construction phase and the annual operation phase to demonstrate the direct and flow-on activity expected to be supported within the regional economy. Whilst there are different economic modelling techniques input-output (IO) modelling is one that is generally acceptable for projects of less than \$100m where the sectors impacted are already present in the economy. For those projects over this figure computable general equilibrium (CGE) models are generally used.

IO modelling demonstrates inter-industry relationships in an economy, depicting how the output of one industry is purchased by other industries, households, the government and external parties (i.e. exports), as well as expenditure on other factors of production such as labour, capital and imports. IO modelling shows the direct and indirect (flow-on) effects of one sector on other sectors and the general economy. As such, IO modelling can be used to demonstrate the economic contribution of a sector on the whole economy and how much the economy relies on this sector, or, to examine a change in final demand of any one sector and the resultant change in activity of its supporting sectors.

The economic contribution of a project can be traced through the economic system via:

- **Direct impacts**, which are the first round of effects from direct operational expenditure on goods and services.
- **Flow-on impacts**, which comprise the second and subsequent round effects of increased purchases by suppliers in response to increased sales. Flow-on impacts can be disaggregated into:
  - **Industry Support Effects (Type I)**, which represent the production induced support activity as a result of additional expenditure by the industry experiencing the stimulus on goods and services in the intermediate usage quadrant, and subsequent round effects of increased purchases by suppliers in response to increased sales.
  - **Household Consumption Effects (Type II)**, which represent the consumption induced activity from additional household expenditure on goods and services resulting from additional wages and salaries being paid within the economic system.

These effects can be identified through the examination of four types of impacts:

- **Output:** Refers to the gross value of goods and services transacted, including the costs of goods and services used in the development and provision of the final product. Output typically overstates the economic impacts as it counts all goods and services used in one stage of production as an input to later stages of production, hence counting their contribution more than once.
- **Value added:** Refers to the value of output after deducting the cost of goods and services inputs in the production process. Value added defines the true net contribution and is subsequently the preferred measure for assessing economic impacts.
- **Income:** Measures the level of wages and salaries paid to employees of the industry under consideration and to other industries benefiting from the project.
- **Employment:** Refers to the part-time and full-time employment positions generated by the economic shock, both directly and indirectly through flow-on activity, and is expressed in terms of full time equivalent (FTE) positions.

IO multipliers can be derived from open (Type I) Input-Output models or closed (Type II) models. Open models show the direct effects of spending in a particular industry as well as the indirect or flow-on (industrial support) effects of additional activities undertaken by industries increasing their activity in response to the direct spending.

Closed models re-circulate the labour income earned as a result of the initial spending through other industry and commodity groups to estimate consumption induced effects (or impacts from increased household consumption). More information on IO modelling can be found in West (1993).

An example of the economic activity generated by the construction of a \$1.1m project is given below along with an indication of the economic activity generated by industry.

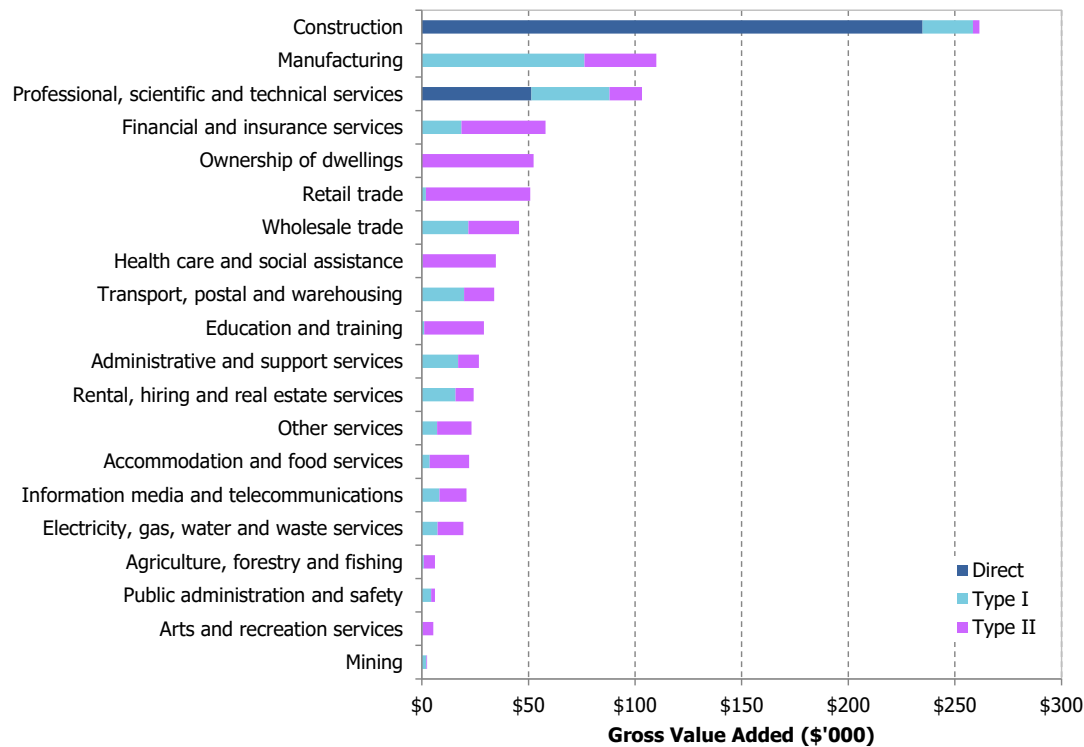
**Example IO modelling of a \$1.1m construction project**

Impact	Output (\$'000)	Gross Value Added (\$'000)	Incomes (\$'000)	Employment (FTEs)
<b>Direct</b>	\$575.0	\$185.3	\$98.6	2
<b>Type I Flow-On</b>	\$365.5	\$156.5	\$90.7	1
<b>Type II Flow-On</b>	\$375.8	\$209.8	\$104.4	2
<b>Total</b>	<b>\$1,316.3</b>	<b>\$551.6</b>	<b>\$293.8</b>	<b>4</b>

Source: AEC

It is estimated the \$1.1m capital investment will directly deliver \$575,000 in industry output for regionally based businesses in total, with a further \$741,300 supported through flow-on activity. A total of \$551,600 in gross value added (GVA) activity is estimated to be supported within the regional economy over the construction phase in total. Around four FTE jobs for regional workers are estimated to be supported as a result of construction over the period, providing \$293,800 in wages and salaries. More than \$250,000 in GVA activity is estimated to be supported in the area's construction industry during construction. Over \$100,000 in GVA is also estimated to be supported in the manufacturing and professional, scientific and technical services industries.

**Example of GVA supported by industry of a \$1.1m construction project**



Source: AEC

Economic impact assessment is a technical skill but often the focus by decision makers is on the quality of the inputs rather than the end results. Consequently, it is important to focus attention on the accuracy of the costs of project construction, operation and activity facilitated by the project.

**RDASW can help with your economic analysis**

## 1.15 BUSINESS CASES

The decision to proceed with a project is generally supported by a business case - a single document that makes the case for the project based on accurate and credible investigation and evidence. It contains all relevant supporting information to facilitate decision-making processes. A business case is not always mandatory, but it is likely to be a document you can't manage without.

Where funding programs do supply a template, the contents of the business case will be dependent on what the decision-making body considers important. As an example, elements of a business case could include:

- Executive Summary
  - Problem to be solved, why it's a problem, or opportunity to be leveraged, desired outcomes, solution options, investigations undertaken, option analysis, implementation aspects, recommendations
- Table of Contents
- Introduction
  - Problem to be solved, why it's a problem, or opportunity to be leveraged
  - Desired outcomes
  - Solution approach
  - Contents of business case
- Solution Options
  - Description of each option
  - Investigation of each option
  - Stakeholder impacts (including costs and benefits)
  - Quantification of costs and benefits
- Options Analysis
  - Cost benefit analysis
  - Economic impact assessment (optional)
- Implementation
  - Funding and funding avenues
  - Project management plan and timeframes
  - Action plan - who
  - Procurement plan
  - Risk assessment – identification, assessment and mitigation
  - Organisation functional impact – operations, finance, human resources, legal
- Levels of Support – community, business, government
- Summary and Recommendation
- References
- Supporting Appendices
  - Letters of support
  - Designs
  - Relevant technical studies
  - Costings
  - CBA detail
  - Economic modelling detail
  - Consultation outcomes

### Exercise: Business case development

Using the work completed for your project through these guidelines start to populate the content for each area of the business case and identify where you have information and where you will need to develop additional information.

As you may have already realised, the business case pulls together all the elements required for funding program submissions. All the elements are covered in these guidelines.

# DELIVERABILITY

---

## KEY QUESTION: ARE YOU ABLE TO DEMONSTRATE THAT YOU CAN DELIVER AND SUPPORT THE PROJECT IF IT IS FUNDED BY THE PROGRAM?

### 1.16 ABILITY TO DELIVER A PROJECT

You may have a very attractive project and an excellent business case but if a funding body has no confidence that you have the ability to deliver it, they are unlikely to provide funding.

Delivery not only refers to the capability to deliver but also that the project can be delivered in the required timeframe dictated by the funding agreement. For example, should there be a significant risk of project commencement delays, due to the need to obtain planning permits, the project may not be able to be delivered in the required timeframe.

To demonstrate that you have the ability to deliver the project, consideration should be given to the following:

- Significant project planning has already occurred and the project can commence (e.g. on ground works) within, for example, a 12-month period.
- A detailed and realistic project management plan is in place.
- All appropriate planning, construction, zoning, environmental and/or native title approvals are in place or will be in place within, for example, six months of funding being granted.
- The applicant and their partners, can demonstrate that it has successfully delivered projects of a similar scope and scale.
- All funding sources, including provisions for contingencies, are fully committed to.
- The applicant has the financial resources and experience to maintain and operate the project on completion.
- A full risk assessment has been undertaken and mitigation plans are in place.

A project management plan shows all the steps in implementing the project from commencement to completion. Its complexity is relative to the scope and scale of the project. It defines what, when, duration, resources and costs for each stage of the project. A well-defined project management plan allows analysis and control of the project to occur including such elements as critical path analysis. Principles and generic guidelines on project management are provided in ISO 21500:2012. It is not a mandatory document within the BBRF application, but you are unlikely to be able to manage your project without one, and it is recommended that you nevertheless complete a full project plan for your project.

#### Exercise: Demonstrating ability to deliver

Has your organisation, or partners, delivered a similar project before?  Yes  No

If yes what was it? If no, how might you demonstrate ability to deliver?

Do you have a detailed project management plan?  Yes  No

If yes does it contain sufficient detail for the size of the project? If no, how might you develop one?

How can you demonstrate sufficient resources and know-how for your project?

## 1.17 RISK MANAGEMENT & MITIGATION

Risk management are co-ordinated activities to direct and control an organization with regard to risk. Like engineering, risk management is a profession and is tightly integrated with project planning, since activities to manage risk need to be considered in planning. Principles and guidelines on risk management are provided in ISO 31000:2009 which is an international standard for effective risk management.

The first step in risk management is establishing the context of risks. Broad areas of consideration can include risk during design, funding, construction, operation, etc. Within these areas specific events, uncertainties or opportunities can be identified and assessed.

A simple risk assessment approach is to identify the risks then assess the likelihood of them occurring and the consequences associated with the specific risk. To assess the likelihood and consequences of a risk occurring, you should also consider the current controls that are in place to address the risk. An example is:

### Example likelihood/consequence framework

Likelihood/Consequence	Insignificant	Minor	Moderate	Severe	Catastrophic
<b>Almost Certain</b>	Medium	High	Very High	Very High	Very High
<b>Likely</b>	Medium	High	High	Very High	Very High
<b>Possible</b>	Low	Medium	High	High	Very High
<b>Unlikely</b>	Low	Low	Medium	Medium	High
<b>Rare</b>	Low	Low	Low	Low	Medium

Once the level of risk has been identified, you should evaluate which risks need treatment and the priority for treatment implementation. Treatment techniques for risks fall into one or more categories:

- Avoidance (eliminate, withdraw from or not become involved).
- Reduction (optimize – mitigate).
- Sharing (transfer – outsource or insure).
- Retention (accept and budget).

Part of any risk management plan is implementation in terms of staffing arrangements to continuously monitor and manage risks. An output of risk management and mitigation planning is a risk register - an example of which is given in Addendum C.

### Exercise: Basic risk management

**Establish the context:** Chose an area of risk for your project, e.g. financial.

**Identify the risk:** Identify uncertainties or adverse things that could occur.

**Analyse the risk:** For each of these, assess their likelihood and consequence.

**Evaluate the risk:** Rank the risks in order of severity and prioritise which risks require treatment.

**Treat the risk:** Determine how you might treat the risk to reduce its likelihood and/or consequence and the residual risk level post the mitigation strategy.

## 1.18 PROCUREMENT PROCESS

Procurement is the acquisition of goods or services from another party. The aim of a procurement process is to acquire the goods or services that represent the best value for money – or provides for locally-sourced labour and materials in the project delivery.

Procurement objectives and policies will vary depending on the procuring organisation. Public sector organisations generally include objectives that represent value for money, encourage competition, and are efficient, effective, economical, ethical and accountable and transparent.

In some cases, standing offers from pre-approved providers have been developed at a Commonwealth, state or local level, which are intended to reduce or remove some steps in the procurement process and lock in prices and other conditions.

Some funding programs require a procurement plan that outlines how the applicant will procure goods and services for their project. Typical information in the procurement plan may be:

- Procurement method to be used (e.g. open tender, pre-qualified tender, limited tender, standing offer).
- Specification of the goods or services required.
- Evaluation process and timeframes.
- Selection criteria used to evaluate submissions.
- Contracts to be used.
- Probity arrangements.

The funding program may determine the procurement policy to be used, however, it is likely that your organisation already has a procurement policy. However, supplying the procurement policy is not a substitute for describing how you will procure the project. Have a plan and show how it will be implemented.

Note: Some applicants confuse a procurement plan with a procurement policy. The plan is a specific approach to a particular project.

Strong procurement plans include local content and Indigenous engagement.

### Exercise: Developing a procurement plan

Does your organisation have a procurement policy?  Yes  No

What procurement method will you use?

What documents will you need for the procurement?

How long is procurement likely to take? Is the procurement timeframe recognised in the project plan?



# REALISATION

## KEY QUESTION: HOW WILL YOU MEASURE, MAINTAIN AND COMMUNICATE THE BENEFITS OF YOUR PROJECT IN THE FUTURE?

### 1.19 DEMONSTRATING PROJECT BENEFITS

Benefit realisation is a term used when measuring the benefits of a project and comparing them to the stated benefits in the business case. In other words, is the project delivering the stated benefits? Measuring the benefits depends on the nature of the project and may be immediate or may take some time. For example:

#### Example project benefit realisations

Project	Outcome (Benefit)	Measure	How measured	Benefit realised
Road Upgrade	Fewer accidents	Road traffic accidents (RTAs)	Accidents reported to Police	Fewer RTAs than before project
New Event	Larger visitor economy	Visitors and expenditure	Visitor surveys during event	Increased total visitor expenditure
Economic Development Strategy	Larger economy	Employment	5-yearly census	Number of jobs higher than trend

Source: AEC

Measurement of benefits from a funded project is important when applying for future funding programs as it allows you to demonstrate success in acquitting public funds.

#### Exercise: Benefits realisation

What are the economic benefits of your project? (see section 1.8.1)

How could you measure each economic benefit?

What are the social benefits of your project? (see section 0)

How could you measure each social benefit?

### 1.20 MAINTAINING PROJECT BENEFITS

The end of a defined project is not necessarily the end of your commitment to the funding organisation. Some funding agreements may require you to commit to operating and maintaining the project so that it continues to deliver benefits into the future. This is often the case with infrastructure. For example, the Infrastructure Projects Stream of the *BBRF program* requires the following:

#### 10.4 Maintaining project benefits

In your grant agreement, you will be required to commit to operate and maintain your project infrastructure and deliver project benefits into the future. In line with your grant agreement, the operational periods are relative to total project cost.

Project Cost	Number of Years
<\$250,000	1 year
\$250,000 to \$1 million	3 years
> \$1 million	5 years
Projects granted exceptional circumstances exempt from a cash contribution [see Guidelines 0]	5 years

#### 1.20.1 Infrastructure Asset Management

Infrastructure asset management is a combination of financial, operational, engineering, management and any other necessary disciplines, applied to the infrastructure to maintain the design service levels in the most cost-effective manner. A typical asset management plan may include:

- Asset description and ownership.
- Standard of service definition including capacity.
- Measuring asset performance.
- Cost associated with operating and maintaining the asset to its expected life.
- Revenues that may be generated from use of the asset.
- Other benefits that may flow from the use of the asset.
- How shortfalls in revenues, if any, will be funded.
- Potential improvements or extensions.

#### Exercise: Developing an Asset Management Plan

Does your organisation use asset management plans?  Yes  No

If no, what steps will you take to prepare an asset management plan?

What % of the revenues associated with the assets will/should be used to cover the costs of maintaining the asset?

#### 1.20.2 Returns from Community Investment

As with infrastructure projects it is also appropriate to consider the flow of returns over time from a community investment. It is also safe to assume that these investments will also require regular ongoing investment to maintain those returns. For example, an annual event will need an annual investment up front with revenue being generated from sponsorship or ticket sales later on. Where the investment generates revenue it may become self-sustaining (in fact some funding programs make this a requirement). A typical community investment plan may include:

- Investment activity description and ownership.
- Standard of service definition including capacity.
- Measuring investment performance.
- Cost associated with maintaining the returns.
- Revenues that may be generated from the investment.
- Other benefits that may flow from the investment.
- How shortfalls in revenues, if any, will be funded.
- Potential improvements or evolution.

### Exercise: Developing a Community Investment Plan

Does your organisation use community investment plans?  Yes  No

If no, what steps will you take to prepare a community investment plan?

What % of the revenues associated with the investment should be used to cover the costs of maintaining the returns?

Will the community investment become self-sustaining? How can you demonstrate this?

## 1.21 REPORTING

All funding programs require progress reports and acquittal of funds spent. Whilst the requirements of the funding program will be different, timely and regular reporting demonstrates the ability of your organisation to deliver on the requirements of a funding program. Successful acquittals are important when applying for future funding programs. Regular reports at key milestones may also be tied to funding payments.

For example, the *BBRF Program* requires the following reporting requirements:

### 10.5.1 Progress report

Progress reports must:

- include details of your progress towards completion of agreed project activities
- include the agreed evidence as specified in the grant agreement
- show the total eligible expenditure incurred to date
- include evidence of expenditure (if requested)
- be submitted by the report due date (you can submit reports ahead of time if you have completed relevant project activities).

We will only make grant payments when we receive satisfactory progress reports.

### 10.3.2 Final report

When you complete the project, you must submit a final report.

Final reports must:

- include the agreed evidence as specified in the grant agreement
- identify the total eligible expenditure incurred for the project
- be submitted by the report due date.
- be in the format provided in the grant agreement.

### 12.2.3 Ad hoc report

We may ask you for ad-hoc reports on your project. This may include reports to confirm progress, or to explain any significant delays or difficulties in completing the project.

### 12.2.4 Independent audits

We may ask you to provide an independent audit report. An audit report will verify that you spent the grant in accordance with the grant agreement. The audit report requires you to prepare a statement of grant income and expenditure. The report template is available on [business.gov.au](http://business.gov.au) (GrantConnect).

### Exercise: Project acquittals

Have you acquitted grant funds before?  Yes  No

If no, what are the acquittal requirements of the funding program?

What issues do you foresee in meeting the acquittal requirements?

How might you deal with these issues?

# ADDENDUM A: ELIGIBLE EXPENDITURE IP STREAM

---

This section provides guidance on the eligibility of expenditure for investment ready projects. Programs may update this guidance from time to time, so check the [business.gov.au](https://www.business.gov.au) website before preparing your application.

Program assessors make the final decision on what is eligible expenditure in accordance with the guidelines and may give additional guidance on eligible expenditure if required. To be eligible, expenditure must:

- be incurred within the project period, and be a direct cost of the project, or
- be incurred to undertake required project audit activities, and meet expenditure guidelines.

BBRF grant funds or cash contributions can only be used for eligible expenditure. Non-cash contributions are not eligible. For BBRF purposes, non-cash contributions have the following characteristics:

- no impact on entity cashflow
- no record in the entity's statement of financial performance.

In-kind contributions are not eligible expenditure.

## A.1 Verifying eligible expenditure

Successful applicants will need to verify the project budget when negotiating the grant agreement. Applicants may need to provide evidence such as quotes for major costs.

The grant agreement will include details of the evidence required in achieving project milestones. This may include evidence related to eligible expenditure. If requested, applicants will need to provide the agreed evidence along with progress reports.

Grantees must keep payment records of all eligible expenditure, and be able to provide evidence for how the costs relate to the agreed project activities. At any time, applicants may be asked to provide records of the expenditure.

Grantees may also be required to provide an independent financial audit of all eligible expenditure.

## A.2 Materials for construction

The cost of acquiring construction materials is eligible expenditure. Where possible and suitable, it is expected that proponents use locally procured and sustainable, recycled or repurposed building materials. For example applications of sustainable, recycled or repurposed building materials and to find potential suppliers see the [sustainable and recycled products](#) page on the Department of Agriculture, Water and the Environment's website.

Applicants must list material costs as a separate item within the project budget in the application form and in the expenditure table in your progress reports.

Recipients will not be refunded for costs incurred prior to the execution of a grant agreement. Examples of eligible material costs can include:

- building materials and ICT cabling
- fit out of the infrastructure, such as window dressings
- fixed furniture (e.g. kitchen fit outs as part of the construction of a building)
- landscaping.

You may show expenditure on materials by providing evidence of:

- purchase price and payments (e.g. tax invoices and receipts from suppliers confirming payment)

- commitment to pay for the materials (e.g. supplier contract, purchase order or executed lease agreement)
- receipt of materials (e.g. supplier or freight documents)
- associated costs such as freight and installation (e.g. supplier documents)
- photographs of the infrastructure on your premises.

Claims for expenditure on materials, is limited to the cost of materials and freight.

### A.3 Hired/leased plant

Plant and equipment may be leased, but use local suppliers where possible.

Calculate eligible expenditure for hired, rented, or leased plant by the number of payment periods where you use the plant for the project multiplied by the period hiring fee. Where plant is purchased under a hire purchase agreement, the cost of the item of plant, excluding interest, is capitalised, and then depreciated.

Running costs for hired or leased plant are eligible expenditure but must be verified.

### A.4 Contract expenditure

Eligible contract expenditure is the cost of work undertaken on any agreed eligible project activity that is contracted out ie existing employees are ruled out.

Where possible, projects should engage local contractor/operators. All contractors must have a written contract prior to starting any project work—for example, a formal agreement, letter or purchase order which specifies the nature of the work they perform, and, the applicable fees, charges and other costs payable.

Invoices from contractors must contain:

- a detailed description of the nature of the work
- the hours and hourly rates involved and any specific plant expenses paid.

Invoices must directly relate to the agreed project, and the work must qualify as an eligible expense. The costs must also be reasonable and appropriate for the activities performed.

Evidence of contractor expenditure may include:

- an exchange of letters (including email) setting out the terms and conditions of the proposed contract work
- purchase orders
- supply agreements
- invoices and payment documents.

All project contractors must keep a record of the costs of their work on the project as a contractor's records may be requested. If records, are not kept, then contract expenses may not qualify as eligible expenditure.

### A.5 External labour hire and external consulting expenditure

Eligible external labour and consulting expenditure for the grant covers the cost of contracting others on the core elements of the project related to construction. Where possible, projects should engage local labour and services.

Eligible external labour hire and external consulting expenditure may include architects, design services, project management, quantity surveying and building services.

Costs for pre-construction activities including architect services, design, surveying, planning, environmental or other regulatory approvals (A.5 and A.6), are limited to 20% of the total amount of eligible project expenditure claimed.

## A.6 Other eligible expenditure

Other eligible expenditure for the project may include financial auditing of project expenditure and costs incurred to obtain planning, environmental or other regulatory approvals during the project period. However, associated fees paid to the Commonwealth, state, territory and local governments are not eligible.

# ADDENDUM B: EMPLOYMENT NUMBERS

---

When addressing employment outcomes, you must estimate the number of jobs your project will create.

□ Direct jobs are the employment impacts of the project itself. For example, new administrative or construction jobs generated during the process of creating, improving or extending community infrastructure or a community service and maintaining that infrastructure or service for ongoing use.

□ Indirect jobs are the employment impacts generated in the community or in organisations because they are affected by, benefit from or support or service the funded project. For example, new transport, trades, retail or food services jobs generated as a result of the project.

Job numbers are expressed in terms of full-time equivalent (FTE) jobs. A FTE job is not a head count. It refers to the number of hours of work undertaken compared to that typically undertaken by a full-time employee. For example, if a full-time worker works 40 hours per week, a person working 20 hours per week is 0.5 FTE for that week.

You should only report the employment impacts for new/additional jobs created by the project.

You must not report as additional (or 'net') job numbers any jobs that are filled by shifting existing employees onto the project. This applies to staff that are working in your organisation and in other organisations that are benefitting from, or are affected by the project. This is because there is no overall employment gain being generated.

The combination of direct and indirect additional job impacts gives the total 'net' employment impact of the project in the area affected

Information about employment impacts should include some estimation of the expected duration of the employment. For example, 'we expect to generate 5 direct FTE jobs for a period of 6 months during the project period' or 'we will generate 3 FTE indirect ongoing jobs following the project period'.

For infrastructure or community investment projects direct jobs are typically created during the active construction or development phase, and so should be reported as time-specific (e.g. for 6 months)

Indirect jobs generated by the project may not be time constrained (e.g. ongoing additional retail or food services jobs generated by the ongoing presence and community use of the new funded infrastructure or community amenity).

You will be required to provide evidence to support job impact claims, for example a statement substantiating the basis of your job estimates.

For projects requesting grants over \$1m, you will need to provide a supporting cost-benefit analysis (refer Section 3).

## ADDENDUM C: EXAMPLE RISK REGISTER

Item	Risk/s	Likelihood of Occurrence	Mitigation Strategies	Residual Risk	Responsible Officer
<b>Financial</b>					
Funding	External funding delays	High	Project commencement once sufficient funding becomes available.	Very Low	CEO
Costs	Tenders higher than estimated construction cost	Low	Where tendered cost is <20% estimated cost: Seek additional fund-raising activities, and donations through churches and colleges within the Diocese of Melbourne and the parish of St Mina and St Marina Hallam to ensure desired facility is built.	Low	CEO
		Very Low	Where tendered cost is >20% estimated cost: Reconsider project and/or seek additional fund-raising activities, and donations through churches and colleges within the Diocese of Melbourne and the parish of St Mina and St Marina Hallam to ensure desired facility is built.	Very Low	CEO
	Variations during construction	Medium	Ensure appropriate contract is in place with tenderer to account for variations. Seek additional fund-raising activities. Seek alternative solutions that achieve a similar outcome without financial implications or which offset financial impacts. Ensure financial contingency within estimated budgets to cover variations.	Low	Project Manager
Monitoring	Lack of financial reporting / monitoring	Low	Prepare monthly finance reports to project group to ensure progress is monitored of financials against construction progress and against forecast project expenditure.	Very Low	CEO
<b>Regulatory</b>					
Planning/DA Approval	Delay in approval from Council	Medium	External consultant engaged to ensure appropriate documentation provided to reduced unnecessary delays.	Low	CEO
Grant Funding	Approval documentation not appropriately completed	Medium	Ensure all documents are completed and checked prior to being returned to responsible person/s promptly.	Very Low	Project Manager
Grant Funding	Acquittal documentation not appropriately recorded	Medium	Ensure appropriate financial records are kept throughout the construction.	Very Low	CEO



Item	Risk/s	Likelihood of Occurrence	Mitigation Strategies	Residual Risk	Responsible Officer
		Medium	Ensure the expenditure is appropriate to be claimed within the Funding Guidelines.	Very Low	CEO
<b>Procurement</b>					
Detailed Design/Tender Documentation	Delay in receiving detailed design by external provider	Medium	Engage suitably qualified consultant to undertake design works with appropriate timing contingencies in place.	Low	CEO
			Ensure that information required to undertake the work is provided timely to the consultant.		
	Delay in compiling tender documentation	Medium	Engage suitably qualified consultant to undertake tender specifications.	Very Low	CEO
			Ensure that information is provided timely to the consultant with appropriate timing contingencies in place.		
			Ensure that the tender aligns with the project brief.		Project Manager
Successful Tenderer	Delay in responses from tenderers and/or engagement of successful tenderer	Medium	Engage suitably qualified consultant to prepare contract specifications documentation and ensure any queries are attended to in a timely manner.	Low	CEO
			Ensure that the successful tenderer has the appropriate approvals to undertake construction activities.		Project Manager
			Ensure that information is provided in a timely manner to the consultant to develop contract documentation.		CEO
Poor or No Response to Tender	Inadequate or inappropriate responses to tender	Medium	Review tender and target specific construction firms for feedback.	Low	Project Manager
			Rewrite tender and re-advertise.		
<b>Site/Construction</b>					
Site Safety	WH&S incidents impacting the worksite (tenderer, sub-contractors, public)	Medium	Ensure tenderer has own risk management controls for safety of other person/s and that sub-contractors are the tenderer's responsibility.	Low	Project Manager
			Ensure tenderer has current and appropriate liability coverage to cover any and all events.		
Surrounding Community Impacts	Noise, dust and construction activity for neighbouring residents	Medium	Ensure tenderer minimises impact to neighbouring properties via tenderer proposal and work complies with Council requirements.	Low	Project Manager

Item	Risk/s	Likelihood of Occurrence	Mitigation Strategies	Residual Risk	Responsible Officer
Timeframe	Delay in construction	Medium	Request and attend regular onsite meetings with the responsible persons to ensure that issues that may delay construction are identified as early as possible.	Low	Project Manager
			Selection of a suitable tenderer.		Project Manager
	Competing priorities	Medium	Ensure tenderer is capable of delivery construction and has resources available.	Low	Project Manager
Design Changes	Site characteristics requiring an amendment to original design	Medium	Request and attend regular onsite meetings with the responsible persons to ensure that differences to design and construction are known as early as possible.	Low	Project Manager
			Sign off from original architect/engineer of any proposed changes.		Project Manager
	Changes to design by the proponent post-start	Medium	Ensure that any changes to the original design do not incur additional costs and will still be functional to meet the original intended purpose of the facility.	Low	Project Manager
			Sign off from original architect/engineer of any proposed changes.		Project Manager
Construction Materials	Inadequate design materials	Low	Request and attend regular onsite meetings to ensure that any differences in construction materials used are known as early as possible, with reasons and implications clearly noted.	Very Low	Project Manager
Key Staff Absences	Coverage of proponent's key staff (sick or holidays)	Medium	Ensure the Project Manager and other key person/s attend regular meetings to ensure understanding of project status and continuity of project.	Low	Project Manager



